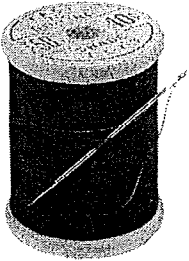





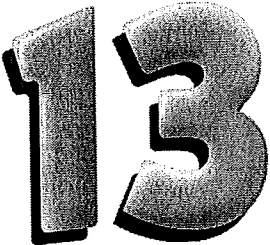




## 4-in-1 for Initial TH

**Directions:** Read/say aloud each TH photo-word below. Then, play one of the suggested games. As you take each turn, follow the directions checked (✓) below.

- Word:** Say each TH photo-word using your good TH sound.
- Phrase:** Say each TH photo-word in the phrase "a \_\_\_ card."
- Sentence:** Say each TH photo-word in the sentence "I have a \_\_\_ card."

**Tic-Tac-Toe** - Players mark TH photo-words with **X**'s and **O**'s. Three in a row wins!  
**Lotto** - Helper calls out TH photo-words and player(s) cover(s) them with tokens/chips.  
**Cards** - Cut out the TH photo-words. Use them as flashcards.  
**Memory** - Make an extra copy, cut out photos, and play matching/memory games. ✂

 <b>thread</b>	 <b>thigh</b>	 <b>three</b>
 <b>thinking</b>	 <b>thongs</b>	 <b>thief</b>
 <b>thirteen</b>	 <b>thermos</b>	 <b>thermometer</b>

Name \_\_\_\_\_

Homework Helper

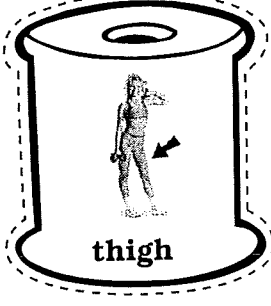




Date \_\_\_\_\_

**Initial TH**

# Fun With Thread

**Directions:** Read/say aloud each TH photo-word below. Cut out the spools of thread. As you glue/tape or place each spool in the sewing kit, follow the directions checked (✓) below.

- Word:** Say each TH photo-word using your good TH sound.
- Phrase:** Say each TH photo-word in the phrase “ \_\_\_ thread.”
- Sentence:** Say each TH photo-word in the sentence “The \_\_\_ thread is in the sewing kit.”



Name \_\_\_\_\_

Homework Helper

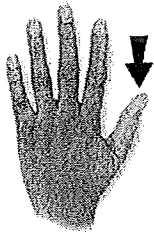
Date \_\_\_\_\_

Initial **TH**

# Who Said That?

**Directions:** Read/say aloud each TH photo-word below. Read each statement in the middle and ask, "Who said that?" As you draw a line from each statement to the correct picture, follow the directions checked (✓) below.

- Word:** Say each TH photo-word using your good TH sound.
- Phrase:** Say each TH photo-word in the phrase "my \_\_\_."
- Sentence:** Say each TH photo-word in the sentence "\_\_\_ said that."




**thumb**

"I'm the number that comes after twelve."

"You wear me on your feet."



**thermometer**



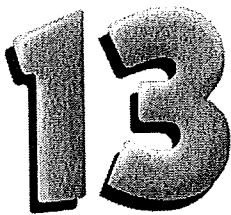
**thread**

"I'm on your hand."

"You tell the temperature with me."




**thief**



**thirteen**

"I'm the number that rhymes with 'me.'"

"I steal things."



**thongs**



**thermos**

"You put liquids in me."

"I help you sew."



**three**

Name \_\_\_\_\_

Homework Helper \_\_\_\_\_

Date \_\_\_\_\_


**Initial TH**

# TH Listen and Follow

**Directions:** Read/say aloud each TH photo-word below. Use the photo-words for clues. As you answer each question, follow the directions checked (✓) below.

- Word:** Say each TH photo-word using your good TH sound.
- Phrase:** Say each TH photo-word in the phrase "mark \_\_\_."
- Sentence:** Say each TH photo-word in the sentence "I marked the\_\_\_."


1. What is another name for flip-flops? (Circle it.)
2. What is a body part on your leg? (Underline it.)
3. What has four syllables? (Draw a square around it.)
4. What rhymes with bed? (Draw an X on it.)
5. What is another word for a robber? (Draw a line through it.)
6. What is an action that you are doing now? (Draw a star on it.)



**thermometer**




**thinking**




**thigh**



**thief**



**thongs**



**thread**

Name \_\_\_\_\_

Homework Helper \_\_\_\_\_

Date \_\_\_\_\_

**Initial TH**

# Secret TH Word

**Directions:** Read/say aloud each TH photo-word below. Using the Word Bank for clues, complete each sentence. As you write each answer, follow the directions checked (✓) below. Then, write and say the Secret Word.

- Word:** Say each TH photo-word using your good TH sound.
- Phrase:** Say each TH photo-word in the phrase "secret \_\_\_."
- Sentence:** Say each TH photo-word as you read each complete sentence.

## Word Bank




thimble



therapist



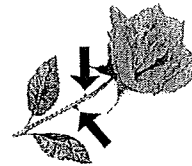
throat



theater



Thanksgiving



thorns

Answers on page 38.

1. We saw a movie at the  \_\_\_\_\_.
2. When she sews, Grandma wears a  \_\_\_\_\_.
3. I have a sore  \_\_\_\_\_.
4. The rose has many  \_\_\_\_\_.
5. We ate turkey at  \_\_\_\_\_.
6. The student goes to the speech  \_\_\_\_\_.

**Secret Word:**

<input type="checkbox"/>	<input type="checkbox"/>	<input type="checkbox"/>	<input type="checkbox"/>	<input type="checkbox"/>	<input type="checkbox"/>
1	2	3	4	5	6

Name \_\_\_\_\_

Homework Helper

Date \_\_\_\_\_

**Initial TH**

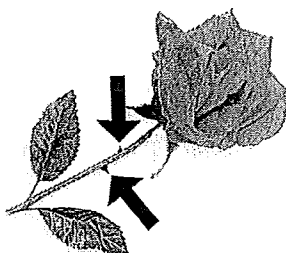
# Scramble Surprise

**Directions:** Read/say aloud each TH photo-word below. Then, unscramble each word. As you write each answer in the blanks, follow the directions checked (✓) below.

- Word:** Say each TH photo-word using your good TH sound.
- Phrase:** Say each TH photo-word in the phrase “ \_\_\_ surprise.”
- Sentence:** Say each TH photo-word in the sentence “The surprise is \_\_\_.”



**theater**



**thorns**



**Thursday**

1. **sayhdutr** \_\_\_\_\_

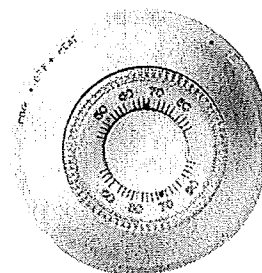
2. **strehiapt** \_\_\_\_\_

3. **srmetottah** \_\_\_\_\_

4. **rtahete** \_\_\_\_\_

5. **srhnot** \_\_\_\_\_

6. **ryhtit** \_\_\_\_\_



**thermostat**



**thirty**



**therapist**

\_\_\_\_\_  
Name

\_\_\_\_\_  
Homework Helper

\_\_\_\_\_  
Date

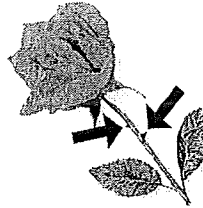
**Initial TH**

# Circle One TH


**Directions:** Read/say aloud each TH photo-word below. Then, read each statement. As you circle each correct answer, follow the directions checked (✓) below.

- Word:** Say each TH photo-word using your good TH sound.
- Phrase:** Say each TH photo-word in the phrase "circle \_\_\_."
- Sentence:** Say each TH photo-word in the sentence "I circled \_\_\_."

1. Circle the one that is a number.




thorns




thirty

2. Circle the one that is an occupation.

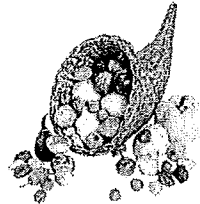


thermostat



therapist

3. Circle the one that is a holiday.



Thanksgiving



Thursday

4. Circle the one that is made of metal.




throat



thimble

5. Circle the one you wear when it is cold.



thermal underwear



theater

Name \_\_\_\_\_


Homework Helper \_\_\_\_\_


Date \_\_\_\_\_

Initial **TH**

# Hide the Thimble

**Directions:** Read/say aloud each TH photo-word below. Cut out the cards and the thimble. Place photos face up. Helper hides the thimble under a card. Player(s) try to find it. Each time player picks up a photo, he/she follows the directions checked (✓) below. First player to find the thimble wins!


- Word:** Say each TH photo-word using your good TH sound.
- Phrase:** Say each TH photo-word in the phrase "under \_\_\_\_."
- Sentence:** Say each TH photo-word in the sentence "Is the thimble under the \_\_\_\_?" 



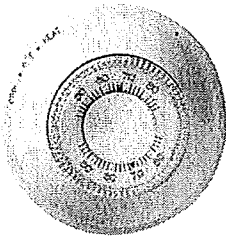
**Thanksgiving**




**theater**



**thirty**




**thermostat**



**thorns**




**Thursday**




**thermal underwear**



**throat**



**therapist**



Name \_\_\_\_\_

Homework Helper \_\_\_\_\_

Date \_\_\_\_\_

**Initial TH**



## 4-in-1 for Medial TH

**Directions:** Read/say aloud each TH photo-word below. Then, play one of the suggested games. As you take each turn, follow the directions checked (✓) below.


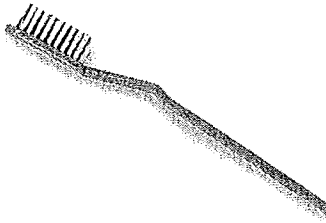



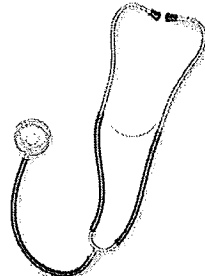



- Word:** Say each TH photo-word using your good TH sound.
- Phrase:** Say each TH photo-word in the phrase "my \_\_\_."
- Sentence:** Say each TH photo-word in the sentence "I found my \_\_\_."

**Tic-Tac-Toe** - Players mark TH photo-words with **X**'s and **O**'s. Three in a row wins!

**Lotto** - Helper calls out TH photo-words and player(s) cover(s) them with tokens/chips.

**Cards** - Cut out the TH photo-words. Use photos as flashcards.

**Memory** - Make an extra copy, cut out photos, and play matching/memory games.

 <p><b>father</b></p>	 <p><b>toothbrush</b></p>	 <p><b>birthday cake</b></p>
 <p><b>toothpaste</b></p>	 <p><b>grandfather</b></p>	 <p><b>stethoscope</b></p>
 <p><b>feather</b></p>	 <p><b>bathing suit</b></p>	 <p><b>mouthwash</b></p>

Name \_\_\_\_\_

Homework Helper \_\_\_\_\_

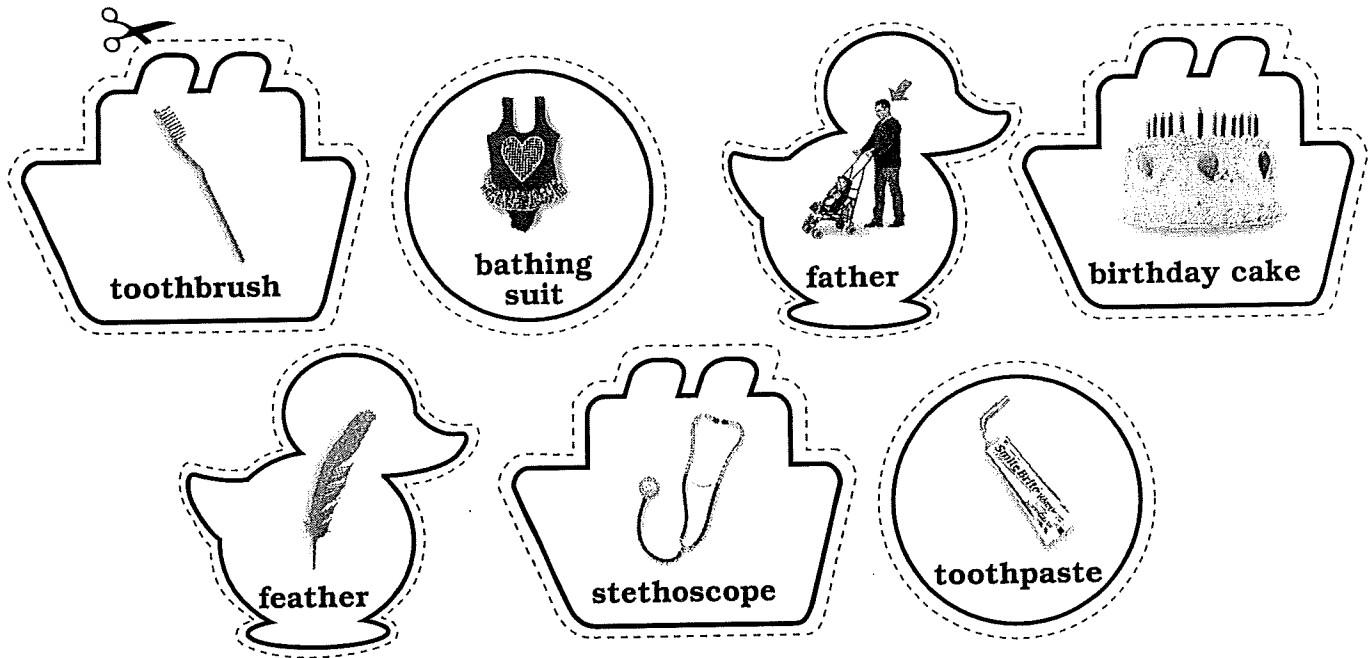

Date \_\_\_\_\_

**Medial TH**

# Bathtub Toys

**Directions:** Read/say aloud each TH photo-word below. Cut out the bathtub toys. As you glue/tape or place the toys in the bathtub, follow the directions checked (✓) below.

- Word:** Say each TH photo-word using your good TH sound.
- Phrase:** Say each TH photo-word in the phrase “\_\_ in the bathtub.”
- Sentence:** Say each TH photo-word in the sentence “My \_\_ is in the bathtub.”



Name \_\_\_\_\_

Homework Helper

Date \_\_\_\_\_

**Medial TH**

## Missing Vowel for TH

**Directions:** Read/say aloud each TH photo-word below. As you spell each word correctly by writing an "E" and/or an "A" in the blank, follow the directions checked (✓) below.

- Word:** Say each TH photo-word using your good TH sound.
- Phrase:** Say each TH photo-word in the phrase "vowel(s) in \_\_\_\_."
- Sentence:** Say each TH photo-word in the sentence "I found (a) missing vowel(s) in \_\_\_\_."



st\_\_thoscop\_\_

toothp\_\_st\_\_




mouthw\_\_sh

birthd\_\_y c\_\_k\_\_



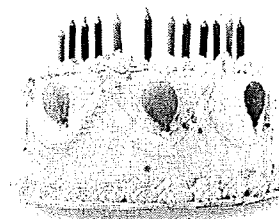
b\_\_thing suit

f\_\_th\_\_r



gr\_\_ndf\_\_th\_\_r

f\_\_ \_\_th\_\_r



Name \_\_\_\_\_


Homework Helper \_\_\_\_\_

Date \_\_\_\_\_

**Medial TH**







# TH Paper Chain

**Directions:** Read/say aloud each TH photo-word below. Cut out the word strips. Turn them face down. Pick up a strip, and follow the directions checked (✓) below. When you are done, staple/glue the strips together to make a chain link.



- Word:** Say each TH photo-word using your good TH sound.
- Phrase:** Say each TH photo-word in the phrase “\_\_ chain.”
- Sentence:** Say each TH photo-word in the sentence “\_\_ is on my chain.”



Glue	<p><b>toothbrush</b></p> 	Glue
Glue	<p><b>father</b></p> 	Glue
Glue	<p><b>mouthwash</b></p> 	Glue
Glue	<p><b>bathing suit</b></p> 	Glue
Glue	<p><b>grandfather</b></p> 	Glue
Glue	<p><b>feather</b></p> 	Glue

Name \_\_\_\_\_

Homework Helper


Date \_\_\_\_\_

**Medial TH**

# TH Tooth Fairy

**Directions:** Read/say aloud each TH photo-word below. Cut out each pillow and tooth. Help the tooth fairy by matching each tooth with a pillow. As you glue/tape or place each tooth under a pillow, follow the directions checked (✓) below.

- Word:** Say each TH photo-word using your good TH sound.
- Phrase:** Say each TH photo-word in the phrase “\_\_ under a pillow.”
- Sentence:** Say each TH photo-word in the sentence “The \_\_ is under a pillow.”



Name \_\_\_\_\_

Homework Helper \_\_\_\_\_

Date \_\_\_\_\_

**Medial TH**



# TH Analogies

**Directions:** Read/say aloud each TH photo-word below. Read each analogy and fill in the correct answer from the Word Bank. Then, follow the directions checked (✓) below.

- Word:** Say each TH photo-word using your good TH sound.
- Phrase:** Say each TH photo-word in the phrase "is to \_\_\_\_."
- Sentence:** Say each TH photo-word as you read each complete sentence.

1. Money is to \$5.75 as time is to \_\_\_\_\_.
2. Television is to actor as sports is to \_\_\_\_\_.
3. Bedroom is to alarm clock as living room is to \_\_\_\_\_.
4. Brown is to lion as black is to \_\_\_\_\_.
5. Spider is to a tarantula as snake is to \_\_\_\_\_.
6. Swim is to swimming pool as bathe is to \_\_\_\_\_.
7. Brushing is to toothpaste as shaving is to \_\_\_\_\_.
8. Feet are to slippers as body is to \_\_\_\_\_.


## Word Bank



bathtub



bathrobe



two-thirty




panther



athlete



lather



python



grandfather clock

Answers on page 38.

Name \_\_\_\_\_

Homework Helper

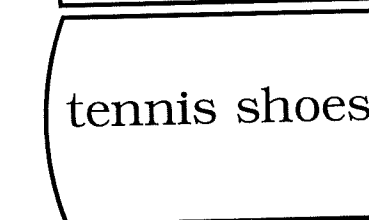
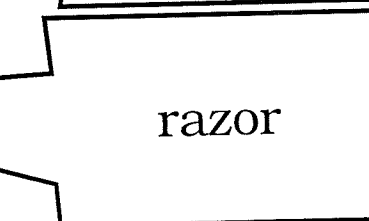


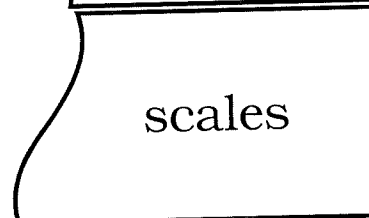
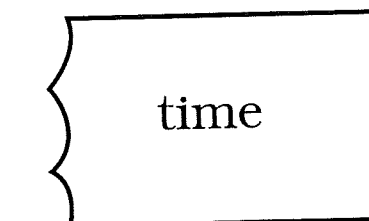

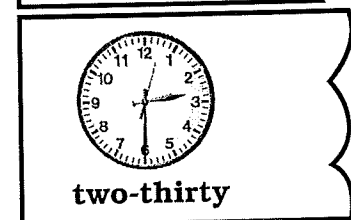

Date \_\_\_\_\_

**Medial TH**

## TH Puzzle Crossover

**Directions:** Read/say aloud each TH photo-word below. As you draw a line from each photo-word to the word on the right that goes with it, follow the directions checked (✓) below.

- Word:** Say each TH photo-word using your good TH sound.
- Phrase:** Say each TH photo-word in the phrase “\_\_ puzzle.”
- Sentence:** Say each TH photo-word in the sentence “I matched the \_\_ puzzle.”



Name \_\_\_\_\_

Homework Helper \_\_\_\_\_

Date \_\_\_\_\_

**Medial TH**



## 4-in-1 for Final TH

**Directions:** Read/say aloud each TH photo-word below. Then, play one of the suggested games. As you take each turn, follow the directions checked (✓) below.



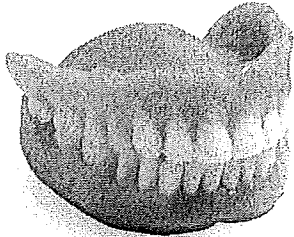





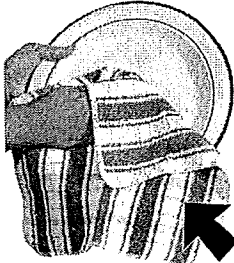
- Word:** Say each TH photo-word using your good TH sound.
- Phrase:** Say each TH photo-word in the phrase "my \_\_\_."
- Sentence:** Say each TH photo-word in the sentence "Where is my \_\_\_?"

**Tic-Tac-Toe** - Players mark TH photo-words with **X**'s and **O**'s. Three in a row wins!

**Lotto** - Helper calls out TH photo-words and player(s) cover(s) them with tokens/chips.

**Cards** - Cut out the TH photo-words. Use photos as flashcards.

**Memory** - Make an extra copy, cut out photos, and play matching/memory games.

 <p><b>tablecloth</b></p>	 <p><b>mouth</b></p>	 <p><b>teeth</b></p>
 <p><b>math</b></p>	 <p><b>wreath</b></p>	 <p><b>earth</b></p>
 <p><b>strength</b></p>	 <p><b>moth</b></p>	 <p><b>dishcloth</b></p>

Name \_\_\_\_\_

Homework Helper



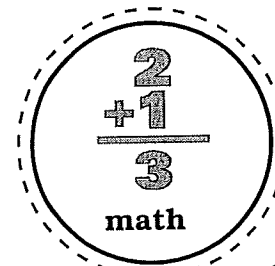


Date \_\_\_\_\_

**Final TH**

# Fill the TH Wreath

**Directions:** Read/say aloud each TH photo-word below. Cut out each decoration. As you glue/tape or place each decoration on the wreath, follow the directions checked (✓) below.

- Word:** Say each TH photo-word using your good TH sound.
- Phrase:** Say each TH photo-word in the phrase “\_\_ on the wreath.”
- Sentence:** Say each TH photo-word in the sentence “Place \_\_ on the wreath.”



Name \_\_\_\_\_

Homework Helper \_\_\_\_\_

Date \_\_\_\_\_

**Final TH**

# Which Is?

**Directions:** Read/say aloud each TH photo-word below. Then, read each question and find the best answer. As you circle the correct photo-word, follow the directions checked (✓) below.

- Word:** Say each TH photo-word using your good TH sound.
- Phrase:** Say each TH photo-word in the phrase "the \_\_\_."
- Sentence:** Say each TH photo-word in the sentence "The \_\_\_ is/are (adjective)."

1. Which is round?




moth



earth

2. Which is pretty?

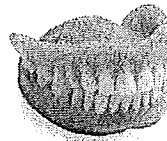


strength



wreath

3. Which is white?



teeth



math

4. Which is small?



moth



tablecloth

5. Which is red?



math



mouth

6. Which is square?



dishcloth



strength

Name \_\_\_\_\_

Homework Helper

Date \_\_\_\_\_


**Final TH**

# TH Rhyme Time

**Directions:** Read/say aloud each TH photo-word below. Then, next to each word listed below, write the rhyming photo-word. As you write, follow the directions checked (✓) below.

- Word:** Say each TH photo-word using your good TH sound.
- Phrase:** Say each TH photo-word in the phrase “\_\_\_ and *(rhyming word)*.”
- Sentence:** Say each TH photo-word in the sentence “\_\_\_ rhymes with *(rhyming word)*.”

## Word Bank




strength




earth




wreath



math



moth



mouth

- |                |                 |
|----------------|-----------------|
| 1. cloth _____ | 4. length _____ |
| 2. birth _____ | 5. Keith _____  |
| 3. south _____ | 6. bath _____   |

Name \_\_\_\_\_

Homework Helper \_\_\_\_\_

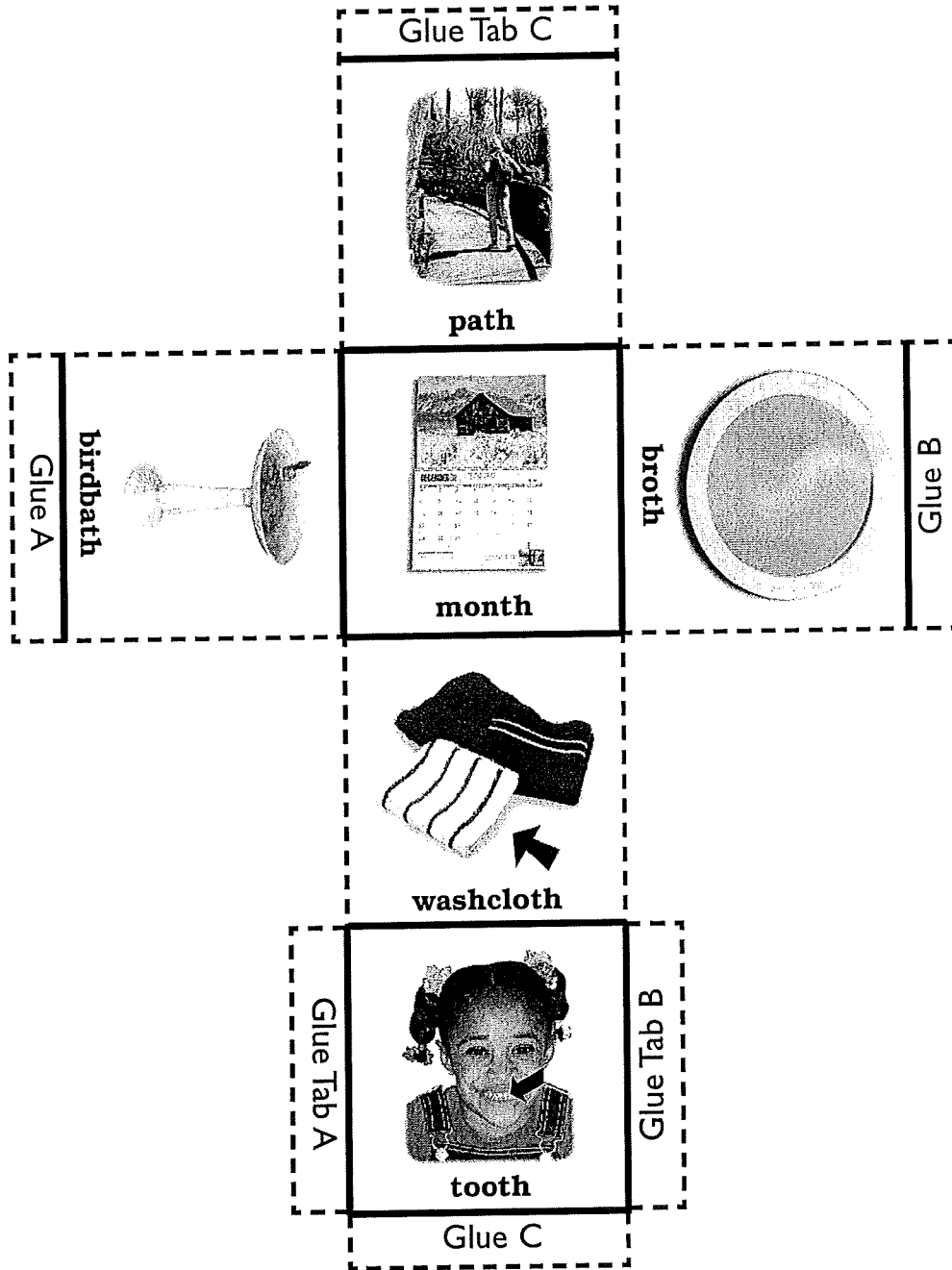
Date \_\_\_\_\_

**Final TH**

# Toss the TH Cube

**Directions:** Read/say aloud each TH photo-word below. Assemble the cube: Glue onto construction paper if desired. Cut along the dotted lines. Fold on solid lines and glue. To play, toss the cube. As it lands with a photo-word face up, follow the directions checked (✓) below.

- Word:** Say each TH photo-word using your good TH sound.
- Phrase:** Say each TH photo-word in the phrase “\_\_ side.”
- Sentence:** Say each TH photo-word in the sentence “It landed on \_\_.”



Name \_\_\_\_\_

Homework Helper


Date \_\_\_\_\_

**Final TH**

# TH Word Search

**Directions:** Read/say aloud each TH photo-word below. Complete each phrase below, using the photo-words for clues. As you find and circle each answer in the puzzle, follow the directions checked (✓) below.

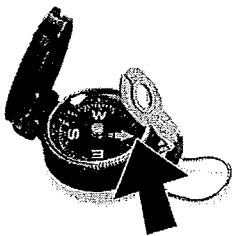
- Word:** Say each TH photo-word using your good TH sound.
- Phrase:** Say each TH photo-word in the phrase "find \_\_\_\_\_."
- Sentence:** Say each TH photo-word in the sentence "I found (the) \_\_\_\_\_."



washcloth



booth




north




tooth

E	M	P	T	L	M	E	B	J	K	E	A	R	H	P
A	R	I	N	C	H	F	O	L	C	L	N	A	O	A
S	I	T	S	Y	I	T	O	A	O	S	Y	C	R	T
B	A	T	H	K	K	H	T	Y	U	N	Z	B	K	H
G	K	G	K	A	S	J	H	Z	L	N	N	E	S	U
E	F	X	V	M	D	R	L	S	H	R	C	Q	J	S
S	H	V	R	K	R	M	L	B	R	O	T	H	T	S
D	T	E	H	S	L	S	P	S	S	E	S	A	V	T
C	O	Q	T	N	A	T	R	H	A	Y	G	X	D	O
F	L	W	N	N	N	I	M	N	X	T	Y	W	V	P
E	C	H	O	O	Y	R	I	C	R	O	Z	A	D	F
B	H	I	M	R	X	A	S	E	J	T	O	O	T	H
P	S	A	C	T	P	J	Q	D	F	V	Q	G	Z	T
B	A	V	T	H	K	Z	I	F	H	H	I	J	N	L
N	W	D	B	J	S	H	K	C	Q	S	P	D	X	H



broth



month



bath



path

Answers on page 38.

1. Take a b \_ \_ \_.
2. At a restaurant, sit in a b \_ \_ \_.
3. Walk down the p \_ \_ \_.
4. Pull a t \_ \_ \_ \_.
5. On the first of the m \_ \_ \_.
6. Mom gave me chicken b \_ \_ \_.
7. Look at the map and go n \_ \_ \_ \_.
8. Wash your feet with a w \_ \_ \_ \_ \_ \_ \_.

Name \_\_\_\_\_

Homework Helper \_\_\_\_\_


Date \_\_\_\_\_


**Final TH**


## Word in a TH Word


**Directions:** Read/say aloud each TH photo-word below. Then, read the clues and find a word inside each photo-word (pants-ants). As you write the "inside" word on each line, follow the directions checked (✓) below.


- Word:** Say each TH photo-word using your good TH sound.
- Phrase:** Say each TH photo-word in the phrase "(inside word) in \_\_\_\_\_"
- Sentence:** Say each TH photo-word in the sentence "I found (inside word) in \_\_\_\_\_."


1.  Use soap and water to do this. \_\_\_\_\_  
**washcloth**

2.  This is a small, black animal that flies. \_\_\_\_\_  
**bath**

3.  This is what happens if you leave food out too long. \_\_\_\_\_  
**broth**

4.  This is the opposite of off. \_\_\_\_\_  
**month**

5.  A train makes this noise. \_\_\_\_\_  
**tooth**

6.  Another word for tap or stroke. \_\_\_\_\_  
**path**

Name \_\_\_\_\_

Homework Helper \_\_\_\_\_

Date \_\_\_\_\_

**Final TH**

# TH Mirror Image

**Directions:** Hold this page up to a mirror. Read aloud the words that appear. As you write each word correctly on the line, follow the directions checked (✓) below.

- Word:** Say each TH photo-word using your good TH sound.
- Phrase:** Say each TH photo-word in the phrase "see \_\_\_\_\_."
- Sentence:** Say each TH photo-word in the sentence "I see a(n) \_\_\_\_\_."

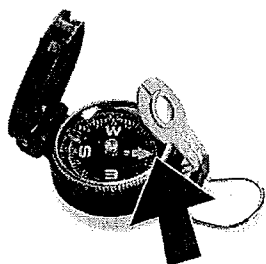


batht \_\_\_\_\_




noth \_\_\_\_\_

washcloth \_\_\_\_\_



month \_\_\_\_\_




tooth \_\_\_\_\_


broth \_\_\_\_\_



batht \_\_\_\_\_



mouth \_\_\_\_\_



Name \_\_\_\_\_

Homework Helper

Date \_\_\_\_\_

**Final TH**



# TH Circle, Draw and Say

**Directions:** Read/say aloud each TH photo-word below. Then, read the sentences. Circle one picture to complete each sentence. Then tell the whole story using your good TH sound.

Thelma went to the gift shop last...



**Thanksgiving.**

or



**Thursday.**

For Valentine's Day, she wanted to buy a present for the...



**therapist.**

or



**thief.**

She decided to send him...



**thermal underwear.**

or



**thongs.**

He bought Thelma a...



**thermos.**

or



**thermometer.**

\_\_\_\_\_  
Name

\_\_\_\_\_  
Homework Helper

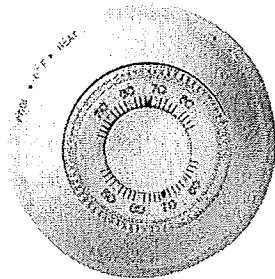
\_\_\_\_\_  
Date

**Initial TH  
Carryover**

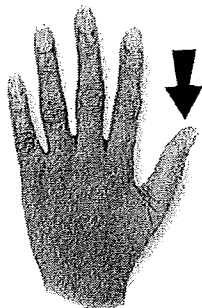
# Thermos Surprise

**Directions:** Read/say aloud each TH photo-word below. Then, finish the story. Use at least five words from the Word Bank in the story. Then, read/say the story aloud, using your good TH sound.


## Word Bank



thermostat



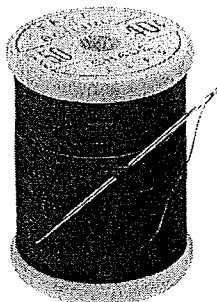
thumb



thongs



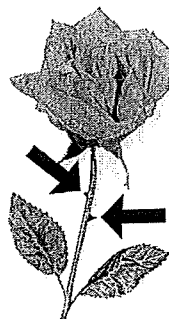
thimble



thread



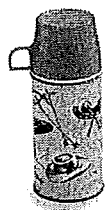
thief



thorns



therapist



Theo is going on a picnic. When he opens his thermos, he finds a...

---



---



---



---



---



---

Name \_\_\_\_\_

Homework Helper \_\_\_\_\_

Date \_\_\_\_\_

**Initial TH  
Carryover**

# TH Same and Different

**Directions:** Read/say aloud each TH photo-word below. Then, tell how the words in the word pairs below are the same and how they are different. Use your good TH sound!

1.




**toothpaste**



**mouthwash**

2.



**bathing suit**



**bathrobe**

3.



**father**



**grandfather**

Name \_\_\_\_\_

Homework Helper

Date \_\_\_\_\_

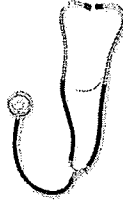
**Medial TH  
Carryover**

# TH Conversation Strips

**Directions:** Read/say aloud each TH photo-word below. Then, cut apart the strips and place them face down. Choose a strip and talk about each one using at least five (5) sentences in your answer. For more TH fun, choose another strip.



Explain what the doctor does with a



(stethoscope). What would you do with it?

Pretend you found a magic



(feather). What can it do?

Tell me a story about the talking



(python).

If you were an Olympic



(athlete), what would you do?

You find a flying



(bathtub). What do you do?

Name \_\_\_\_\_

Homework Helper


Date \_\_\_\_\_

**Medial TH  
Carryover**


# Silly TH Story

**Directions:** Read/say aloud each TH photo-word below. Then, cut out the pictures. Place them face down. Choose a picture and glue/tape or place it in an open space in the story. After all pictures are placed in the story, read your Silly Story, using your good TH sound.


Oh no! It's raining outside and Ruth forgot her umbrella. "Here," said Garth, "use this




." "I can't," said Ruth. "I need it to cover my




." So, Ruth grabbed the



and headed out the door. When she got in her car, there was a




inside. "Get out of here," yelled Ruth. "You're ruining my

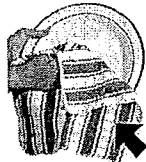


." It flew out the door and

Ruth drove home to take a




**tooth**



**dishcloth**



**bath**



**moth**



**earth**



**tablecloth**

Name \_\_\_\_\_

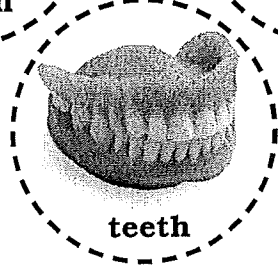
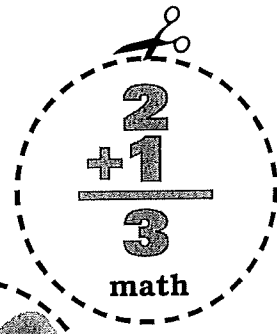


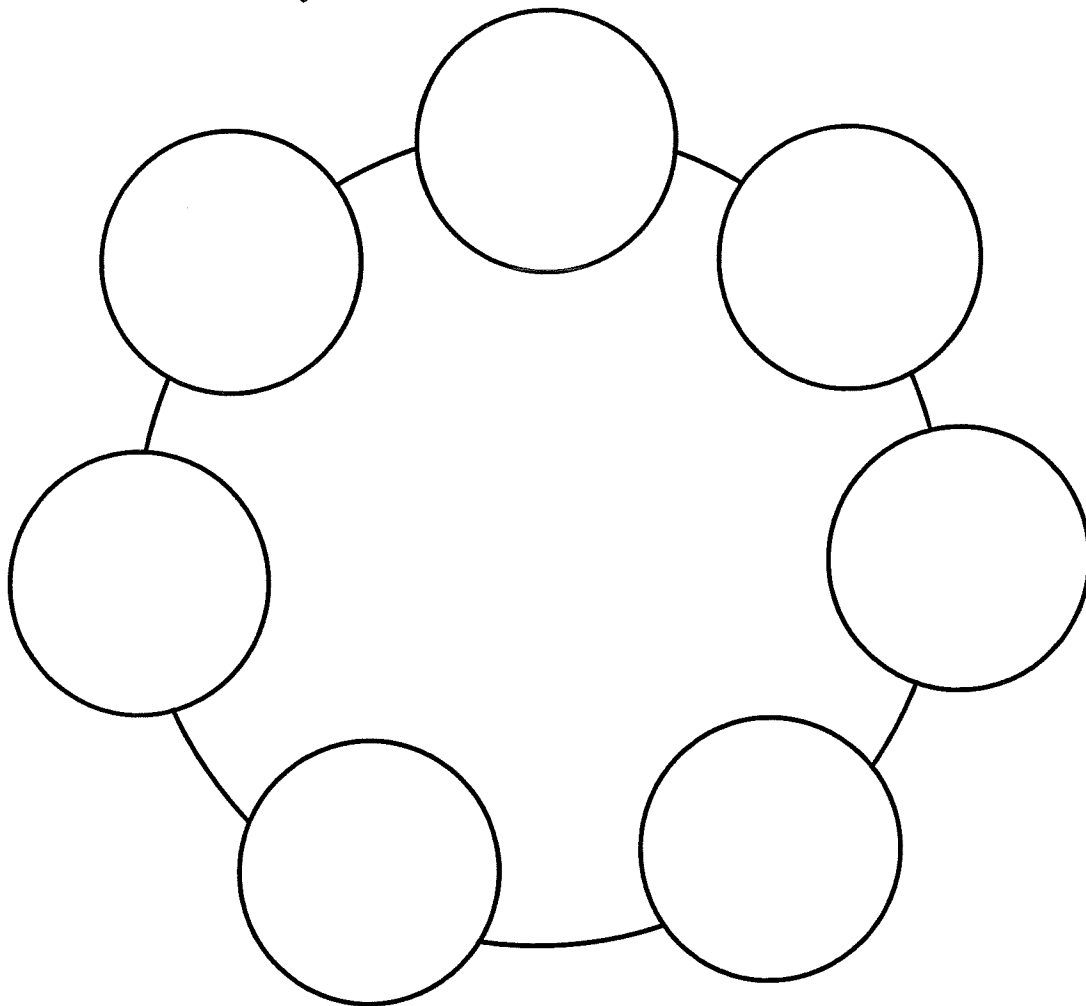
Homework Helper \_\_\_\_\_

Date \_\_\_\_\_

**Final TH Carryover**

# TH Story Loop

**Directions:** Read/say aloud each TH photo-word below. Cut out the circles. Glue/tape or place any circles you wish on the story loop. Then, go around the loop and tell a story, using these TH words. When you are done, mix up the words and tell another story!



Name \_\_\_\_\_

Homework Helper \_\_\_\_\_

Date \_\_\_\_\_

**Final TH  
Carryover**