

Vocabulary/General Summer Activities

Summer



Summer Articulation & Vocabulary Word Lists

These word lists are a good resource for articulation and/or vocabulary building activities.

/r/ and /r/ blends

Initial

rain
rainbow

Medial

butterflies
starfish
motorboat
water-skiing
watermelon
fireworks

Final

summer
hot weather
thunder
caterpillar
sunflower
September
car
lawn chair

Blends

ice cream
sunscreen
grill
strawberry
grape
crab
Fourth of July
shorts
short-sleeved shirt
sunburn
thunderstorm
lifeguard
diving board

/s/ and /s/ blends

Initial

summer
sun
sandals
sand
September
sun hat
sunburn
sea gulls
sunflower
seashell

Medial

ice cream cone
popsicle
sunflower seeds
sunglasses
bicycle

Final

flip flops
shorts
grapes

Blends

swimming pool
swimming
swimming suit
splash
starfish
sleeveless shirt
strawberry
water-skiing
short-sleeved shirt
sunscreen
thunderstorm
August
outside
seashell
sandcastle
fireworks

/z/

Initial

zoo
zookeeper
zebra

Final

butterflies
bees
long days
shells
sea gulls
sunflower seeds
seeds

/l/ and /l/ blends

Initial

long days
lifeguard
lightning
lawn chair

Medial

caterpillar
sailboat
watermelon
July
Fourth of July

Final

beach ball
pool
grill
sea gull
sandcastle
seashell

Blends

butterfly
sunglasses
flip flops
short-sleeved shirt
sleeveless shirt
sun block
clam
splash
shells
sandals
popsicle
bicycle

/k/ and /k/ blends

Initial

camping
canoe
car

Medial

picnic
vacation
sandcastle

Blends

crab
clam
ice cream
sunscreen
water skiing
fireworks
popsicle
bicycle

/g/ and /g/ blends

Medial

lifeguard
sea gull
August

Final

flag

Blends

sunglasses
grill
grapes

/th/

Initial

thermometer
thunder
thunderstorm
theme park
thermos

Medial

warm weather
summer clothing
bathing suit
Fourth of July
Father's Day

Summer Articulation & Vocabulary Word Lists (Cont.)

/sh/

Initial

shells
shorts
short-sleeved
shirt

Medial

vacation
fishing pole
suntan lotion
splashing
seashell

Final

starfish
fish

/ch/

Initial

chocolate ice cream
chores
chocolate cake
cherry pie
chocolate
chip

Medial

beach ball
lawn chair
chocolate chip cookies

Final

beach

/m/ and /n/ blends

Initial

motorboat

Medial

swimming pool
swimming suit
watermelon
humid

Final

swim
ice cream
thunderstorm
clam

Blends

September
camping
warm

/p/ and /b/ blends

Initial

picnic
pool

Medial

popsicle
flip flops
camping
caterpillar

Blends

splashing
September
grapes

/b/ and /d/ blends

Initial

bee
butterfly
beach
beach ball
bicycle

Medial

beach ball
sailboat
motorboat
skateboard
sunburn
strawberry

Final

crab

Blends

sun block

/f/ and /v/ blends

Initial

fish
fishing
fishing pole
Fourth of July
fireworks
Father's Day
family

Medial

starfish

Blends

flip flops
butterfly
flag

/v/ and /d/ blends

Initial


vacation

Medial

diving board


Blends

waves

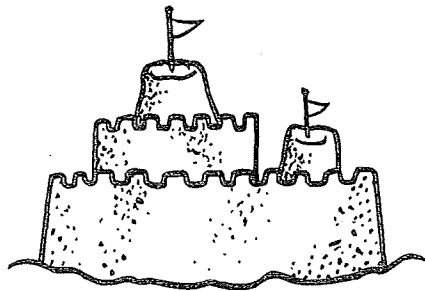


Vocabulary Pictures

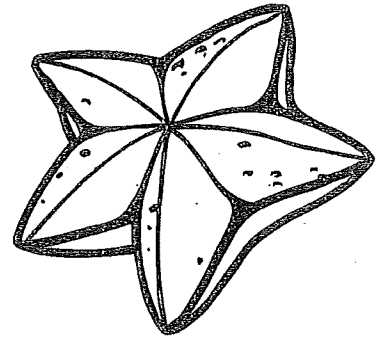
Instructions: _____



beach




sandcastle




starfish



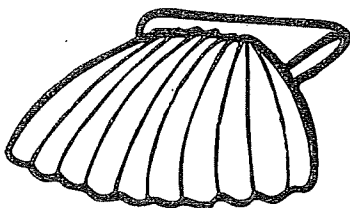
sunscreen



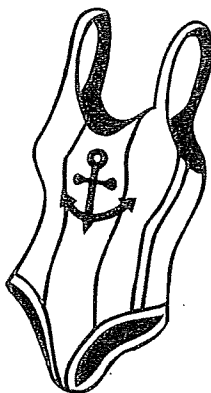
sun



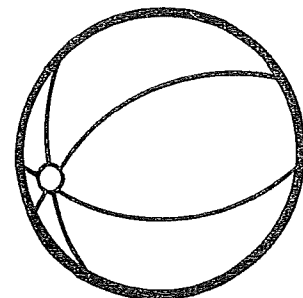
sunglasses



seashell



swimsuit



beach ball

Name _____

Date _____

Speech-Language Pathologist


Helper's Signature _____

Vocabulary Pictures


Instructions: _____



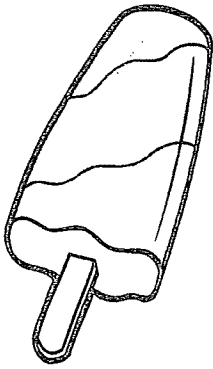
ice cream cone




watermelon




shorts




popsicle



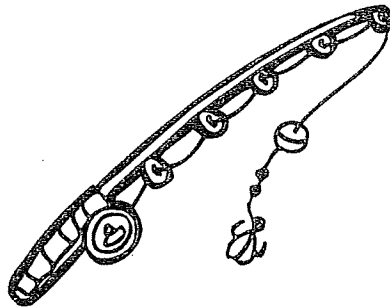
sailboat




picnic



sandals



fishing pole



lawn chair

Name _____

Date _____

Speech-Language Pathologist _____

Helper's Signature _____

Vocabulary Pictures


Instructions: _____




fireworks



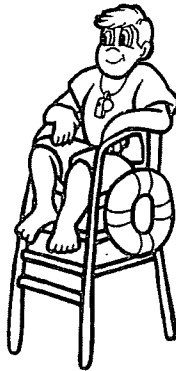
flag




Father's Day card




swimming pool



lifeguard



diving board



fishing



camping



family traveling in car

Name _____

Date _____

Speech-Language Pathologist _____

Helper's Signature _____

Sunflower House

by Eve Bunting

This is a story about a family who plants a circle of sunflowers so that when they are grown, it's a sunflower house. When summer is over, the sunflowers wilt. Then the children realize they can gather the seeds so they can have sunflowers next summer.

Language Expansion: The following questions can be used to address students' recall of this book or to expand upon concepts addressed in this book.

Definition

1. What are weeds?
2. What is a sunflower?
3. What is a stem?
4. What is a petal?
5. What is summer?

Category

1. Name three kinds of flowers.
2. Name three parts of a sunflower.
3. Name three things the children did in the sunflower house.
4. Name three kinds of birds.
5. Name the four seasons.

Vocabulary

Make a sentence using the following words.

1. weeds
2. mammoth flower
3. stem
4. petal
5. summer

Function

1. What is a seed used for?
2. How are the strings and stick used?
3. What is a stem used for?
4. How did they use the sunflower?
5. What are sunflower seeds used for?

Description

1. Tell me three things about the summer.
2. Tell me three things about a seed.
3. Tell me three things about a sunflower.
4. Tell me three things about the sunflower house.
5. Tell me three things about warm weather.

Rhyming

Name a rhyming word for each word below.

1. string
2. seed
3. grow
4. child
5. flowers

Sequencing

As your students sequence the events in this story, use this list as a guide.

1. The little boy plants his sunflower seeds in a circle.
2. The little boy waters the seeds, and the sunflowers grow in a circle.
3. The circle of sunflowers makes a sunflower house for the kids to play in.
4. When fall arrives, the sunflowers begin to wilt.
5. The children collect the seeds so they can have sunflowers next summer.

How I Spent My Summer Vacation

by Marc Teague

Wallace Bleff's teacher has the students in the class tell about their summer vacations. Wallace tells of his exciting adventures out west. He boarded the train to visit Aunt Fern, but was captured by cowboys. The book continues with the happenings of Wallace's exciting vacation.

Language Expansion: The following questions can be used to address students' recall of this book or to expand upon concepts addressed in this book.

Definition

1. What is summer?
2. What is a vacation?
3. What is your imagination?
4. What is a cowboy?
5. What is a stampede?

Category

1. Name three things to do in the summer.
2. Name three things to travel in.
3. Name three places to go on vacation.
4. Name three things a cowboy wears.
5. Name three things a cowboy does.

Vocabulary

Make a sentence using the following words.

1. vacation
2. imagination
3. plains
4. cowboy
5. stampede

Function

1. What is a vacation for?
2. What is a train used for?
3. What is a rope used for?
4. What is a band for?
5. What did Wallace Bleff use the tablecloth for?

Description

1. Tell me three things about the summer.
2. Tell me three things about a vacation.
3. Tell me three things about a train.
4. Tell me three things about a cowboy.
5. Name the four seasons.

Rhyming

Name a rhyming word for each word below.

1. train
2. teacher
3. west
4. rope
5. band

Sequencing

As your students sequence the events in this story, use this list as a guide.

1. Wallace heads west for summer vacation.
2. Wallace imagines that he is caught by cowboys who take him to cow camp.
3. The cowboys and Wallace go to Aunt Fern's for a barbecue.
4. At the barbecue, the cattle begin charging towards Wallace.
5. Wallace uses the tablecloth like a matador, and the cattle are frightened and stampede away. What a vacation!

The Relatives Came

by Cynthia Rylant

This amusing book is about relatives coming to town for summer vacation. It chronicles what goes on during the weeks that the relatives visit. They help tend the garden, fix broken things and eat up all of the food. Then, the relatives leave and do not return until the following the summer.

Language Expansion: The following questions can be used to address students' recall of this book or to expand upon concepts addressed in this book.

Definition

1. What is summer?
2. What are relatives?
3. What is traveling?
4. What is a vacation?
5. What is a garden?

Function

1. What is a vacation for?
2. What is a car used for?
3. What is an ice chest used for?
4. What is a garden used for?
5. What are instruments used for?

Category

1. Name three things you can do in the summer.
2. Name three things that you can travel in.
3. Name three of your relatives.
4. Name three things the relatives in the book did.
5. Name the four seasons.

Description

1. Tell me three things about the summer.
2. Tell me three things about a vacation.
3. Tell me three things about a car.
4. Tell me three things about a garden.
5. Tell me three things about relatives.

Vocabulary

Make a sentence using the following words.

1. relatives
2. vacation
3. travel
4. garden
5. summer

Rhyming

Name a rhyming word for each word below.

1. ice
2. car
3. chest
4. came
5. eat

Sequencing

As your students sequence the events in this story, use this list as a guide.

1. The relatives came to visit family in Virginia for their summer vacation.
2. The relatives laughed, hugged, ate, slept and had fun.
3. The relatives stayed for weeks and weeks.
4. The relatives loaded up their car.
5. The relatives left and looked forward to coming back the next summer.

Summer Articulation and Language Games

(The following games can be used with the articulation and vocabulary word list or the literature language questions.)

Ice Cream Sundae Game

Photocopy the following ice cream sundae pattern (page 72). Color the parts, cut them apart and laminate them. (Hint: Color each scoop of ice cream a different color to represent different ice cream flavors.) Make a sample ice cream sundae so that the students can see what parts they need to make the ice cream sundae. Give each child a bowl piece and put the remaining pieces into a bag. After a student makes a sentence with a summer word containing his/her sound or answers a summer language question, the student may reach into the bag and pull out one sundae piece. (If the child does not have the piece drawn, he/she may keep it for the sundae. If the child does have the piece drawn, he/she must put it back and wait for the next turn.) Whoever completes the ice cream sundae first is the winner.

Team Approach

In order to win the game, each team member must complete an entire ice cream sundae by the end of class.

Popsicle Matching Game

Photocopy the popsicle pattern (page 73). Color two popsicles for each color. Glue popsicles to construction paper; cut out and laminate. Lay all the cards face down on the table in a pile. After a student makes a sentence with a summer word containing his/her sound or answers a summer language question, the student may choose one popsicle card. The object of the game is to see how many matching colored popsicles each student can collect by the end of class.

Language Extension

Talk about how popsicles feel and taste. Brainstorm lists of other items that feel cold or taste sweet. Talk about what happens when a popsicle gets warm. What are some other things that melt when they get warm?

Picnic Game

Make a copy of the picnic pattern (page 74) for each student. Color the pieces, cut them apart and laminate them. Put a blanket on the floor; give each child a paper plate (or picture of a plate) and tell them that you are going on a pretend picnic. Each student must get a sandwich, an apple, potato chips, a drink, and a cookie from the basket (or bag) to put on the plate by the end of class. After a student makes a sentence with a summer word containing his/her sound or answers a summer language question, the student may reach into the bag and pull out one piece. (If the child does not have the piece drawn, he/she may keep it for his/her plate. If the child does have the piece drawn, he/she must put it back and wait for the next turn.) Whoever completes the picnic plate first is the winner.

Team Approach

In order to win the game, each team member must fill an entire plate by the end of the class.

Barrier Game

Color and laminate Barrier Game scenes (pages 75 and 76). Copy, color, cut out and laminate barrier game objects (page 77). Separate the students using a tall box or therapy mirror. Give one team a completed scene. Give the other team the empty scene and objects (page 75). The team with the completed scene must describe to the other team where each object should be placed. The team placing objects is allowed to ask three questions to ensure proper placement. The object is for the team with the empty scene and objects to re-create the completed scene of the other team. The game is ideal for students working on language and listening skills or for those students who are at the sentence-through-conversation level of articulation therapy.


Going Camping Game

Make one copy of the trail game board for each student (page 78). Color and laminate each game board. Photocopy on light-colored construction paper; cut out and laminate the direction cards (page 79). The object of the game is to get the campers to their campsite. After a student makes a sentence with a summer word containing his/her sound or answers a summer language question, the student may choose a direction card. The direction card will tell the student to move forward a select amount of steps on the trail, backwards a select amount of steps on the trail or to remain in place. The student who gets to the campsite first is the winner of the game.

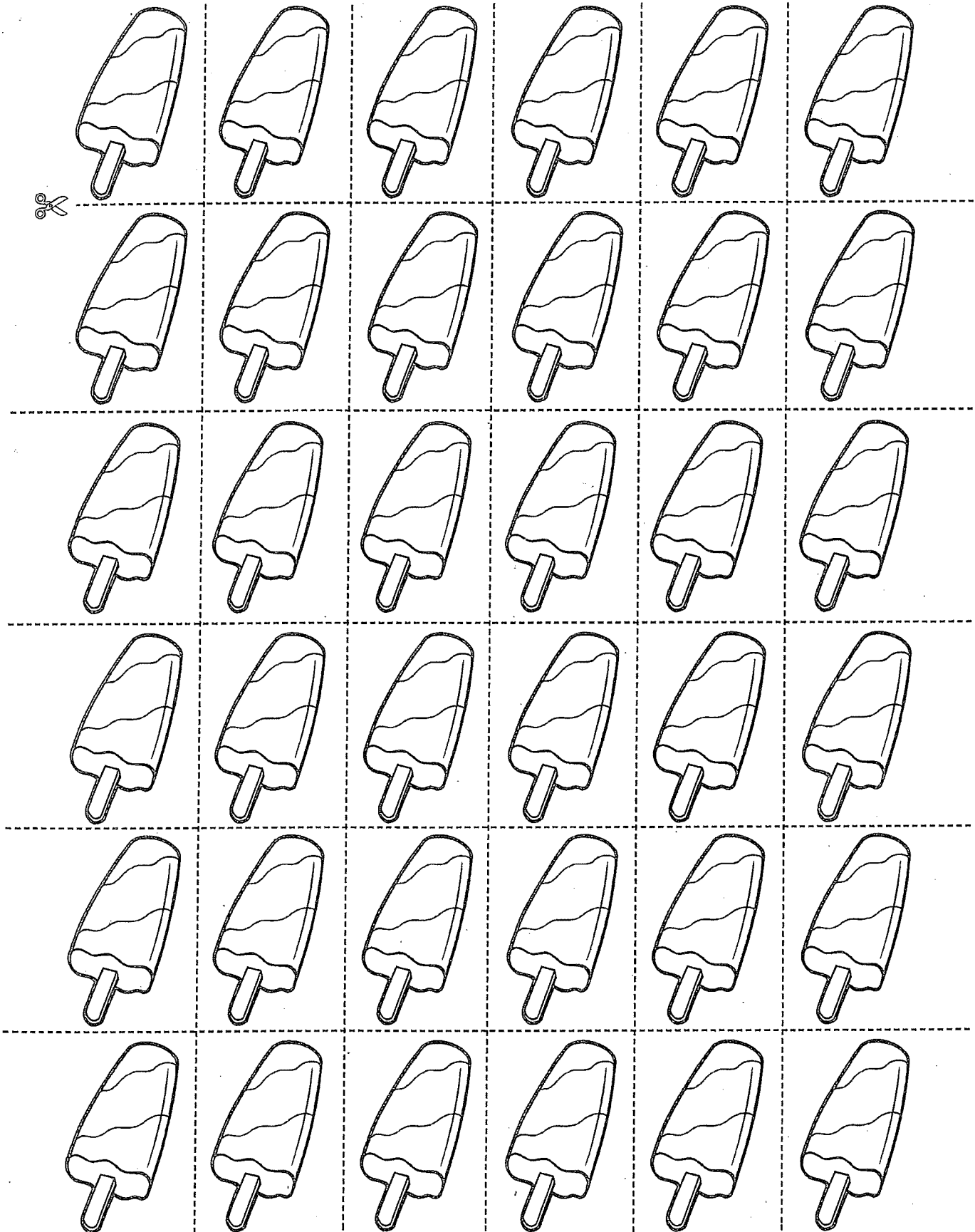
Language Extension

After completing the game, ask the students to brainstorm the things they might see on a trail through the forest. Then, discuss what you might take on a camping trip and why you might take the items.


Ice Cream Sundae Game





Popsicle Game







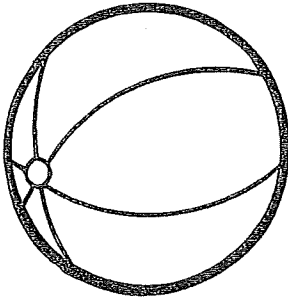


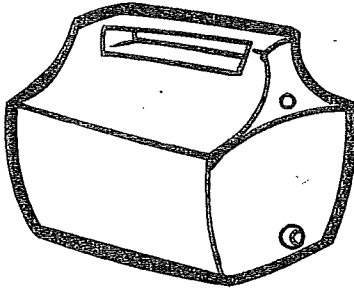


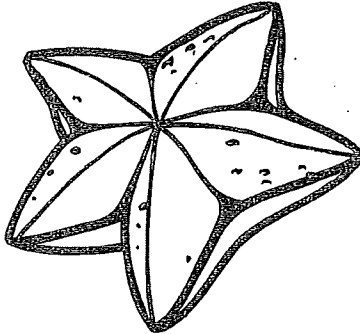
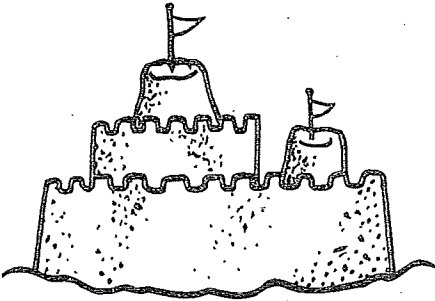
Picnic Game




Barrier Game



Barrier Game



Going Camping Game



Name _____

Date _____


Speech-Language Pathologist
78

Helper's Signature _____


Going Camping Game




Wearing good shoes. Go forward 3 steps.




You read your map. Go forward 1 step.




Ran into a bear. Go backward 3 steps.



You hear coyotes howl. Go backward 1 step.



Packed your backpack well. Go forward 2 steps.



You can't find your compass. Stay where you are.




Trail is slippery from the rain. Go backward 2 steps.



You are on the right trail. Go forward 1 step.

Cool Speech

Write words with the _____ sound in each ice cream cone. Then, make a sentence with each word out loud using your good speech.






Name _____

Date _____

Helper's Signature _____

Sunny Days

Answer each summer question out loud using your good _____ sound.
Keep up the good speech.



Name _____






Date _____

Speech-Language Pathologist _____

Helper's Signature _____

Summer Fun

Tell what is happening in each summer picture below. Which picture do you think shows the most fun? Why? Tell three things that you like about summer.



Name _____ Date _____

Speech-Language Pathologist
82

Helper's Signature _____