


Auditory Processing Activities

Auditory Processing Activities

1. **Musical Chairs:** This activity will improve auditory attention and memory because he/she must listen for the music stoppage and remember to sit in a chair.
2. **Story time:** Read a story to your child that contains a word that is repeated in the story. Use an object that matches the word and have the child complete a task every time he hears the selected word. (Raise a bear puppet when the word bear is used in He Bear, She Bear)
3. **Categorization:**
 - * Have the child name items of a given category. (Name 3 things that you can ride)
 - * Have the child repeat, in order, a series of objects from familiar categories. (Say these fruits after me: apple, banana, pear.)
 - * Identifies the categories to which items belong. (What are these: chair, table, sofa? *Furniture*)
4. **Associations:** Have the child name a word that can be associated with a given word. (What goes with a spoon?)
5. **I Spy:** Provide the child with the clues and see if they can name the object being described. (I spy something that you drink out of.)


Three for Three!

Instructions: Draw a line from each question to the correct picture. _____



in a cave

- A. Who helps people when they are sick?
- B. What does a dog like to chew?
- C. Where do bats live?



bone



doctor



mechanic

- A. When do you sleep?
- B. Why do you wear shoes?
- C. Who repairs cars and trucks?



at night



to protect your feet



writing

- A. What is a pencil used for?
- B. Where can you see lots of animals?
- C. When do you wear a coat?



at the zoo



if it's cold

Homework Partner _____


Date _____

Speech-Language Pathologist _____

Question Cut-Up!

Instructions: Cut out the pictures below. Answer the questions by pasting each picture on its matching question. Say your answers aloud.


1. When do you take a bath?.....




2. Why do you peel a banana?







3. Who teaches children to read and write?



4. What does a cow give us?




5. Where do you find cactus?




Question Cut-Up!

Instructions: Cut out the pictures below. Answer the questions by pasting each picture on its matching question. Say your answers aloud.


1. When do you visit the doctor?




2. Why do you wear mittens?








3. Who takes care of the animals in the zoo?



4. What does a chicken give us?



5. Where do clowns perform?



Baseball Q & A!

Instructions: Cut out the baseballs. Then, glue each picture on its matching question. Say your answers aloud.

What is a lawn mower for?

Who makes you laugh at the circus?

What number comes after 3?

Why does a bird have wings?

When does a kite fly?

Where does a cake get baked?

in an oven

4
four

if the wind blows




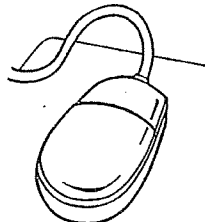




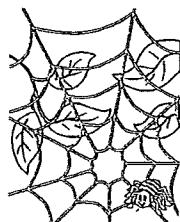
to fly

clown

cutting grass

Three in a Row!

Instructions: Cut out the question slips below. Shuffle and place face down. Choose a slip. Place a chip or draw an X on the picture that answers the question correctly. When you have three in a row in any direction, you win!

 on your face	 in the morning	 in a nest
 mouse	 to hatch them	 dentist
 carpenter	 to help it grow	 spider web



Why does a chicken sit on her eggs?	Who checks and cleans teeth?	What does a spider build?
Where does a bird lay eggs?	When does a rooster crow?	Why do you water a plant?
What do you use for pointing and clicking on a computer?	Who builds things with wood and nails?	Where is your nose?

Homework Partner _____

Date _____

Speech-Language Pathologist _____

STUDENT WORKSHEET

Name: _____



INSTRUCTOR'S WORKSHEET

DIRECTIONS: Before beginning, each student should be given a copy of the student worksheet that corresponds to this instructor's worksheet. Start with any picture and its group of questions. Ask the entire group of questions under a picture before going on to another picture. The students are to look at their working copy while they listen to the questions and answer them aloud. Assistance should be given to the students if their answers are incorrect. After each page is completed, the students should evaluate their own listening skills and circle the number of smiles they feel they have earned for good listening. One smile is for good listening. Two smiles are for very good listening. Three smiles are for great listening.



Who is eating something from a big bowl?
What are the girls eating?
What is popcorn made from?
Where do you pop popcorn?
Why are they eating popcorn?



Who is holding a spoon?
Why is he holding a spoon?
What is he eating?
Where is he sitting?
Why is he in a high chair?




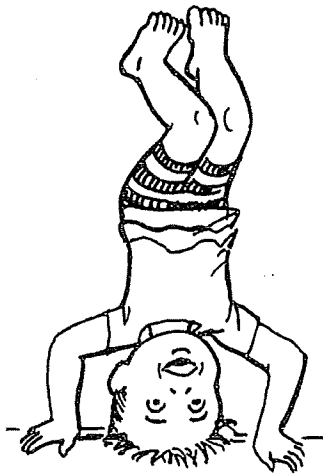
Which children are eating something cold?
Who is eating with one hand?
Where is his other hand?
Who is licking something?
What is she licking?



Which children are eating lunch?
What are the children eating?
Who has two cookies on a plate?
Where are the children sitting?
What is in the middle of the table?

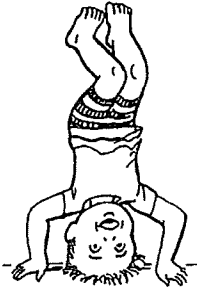
STUDENT WORKSHEET

Name: _____



INSTRUCTOR'S WORKSHEET

DIRECTIONS: Before beginning, each student should be given a copy of the student worksheet that corresponds to this instructor's worksheet. Start with any picture and its group of questions. Ask the entire group of questions under a picture before going on to another picture. The students are to look at their working copy while they listen to the questions and answer them aloud. Assistance should be given to the students if their answers are incorrect. After each page is completed, the students should evaluate their own listening skills and circle the number of smiles they feel they have earned for good listening. One smile is for good listening. Two smiles are for very good listening. Three smiles are for great listening.




Who has on striped shorts?
What is the boy doing?
Where is his head?
Where do you think he is doing this?
Why are his feet in the air?



Who is wearing a hat?
What is she holding in her hand?
Why does a balloon float in the air?
Where will the balloon go if she lets go of it?



Who is waving?
Who do you think he is waving at?
What does he have in his hand?
Where is the pail?
Where can you use a pail and shovel?



Who is pulling a toy?
What part of the toy is the girl holding?
What animal does the toy look like?
Why does the toy have wheels?
Where are the wheels?