





4-in-1 for Initial SH

Directions: Read/say aloud each SH photo-word below. Then, play one of the suggested games. As you take each turn, follow the directions checked (✓) below.

- Word:** Say each SH photo-word using your good SH sound.
- Phrase:** Say each SH photo-word in the phrase "a ___ card."
- Sentence:** Say each SH photo-word in the sentence "I have a ___ card."

Tic-Tac-Toe - Players mark SH photo-words with **X**'s and **O**'s. Three in a row wins!
Lotto - Helper calls out SH photo-words and player(s) cover(s) them with tokens/chips.
Cards - Cut out the SH photo-words. Use them as flashcards.
Memory - Make an extra copy, cut out photos, and play matching/memory games.



 sheep	 shirt	 shells
 shovel	 shoes	 shampoo
 chef	 shopper	 shaving

Name _____

Homework Helper _____

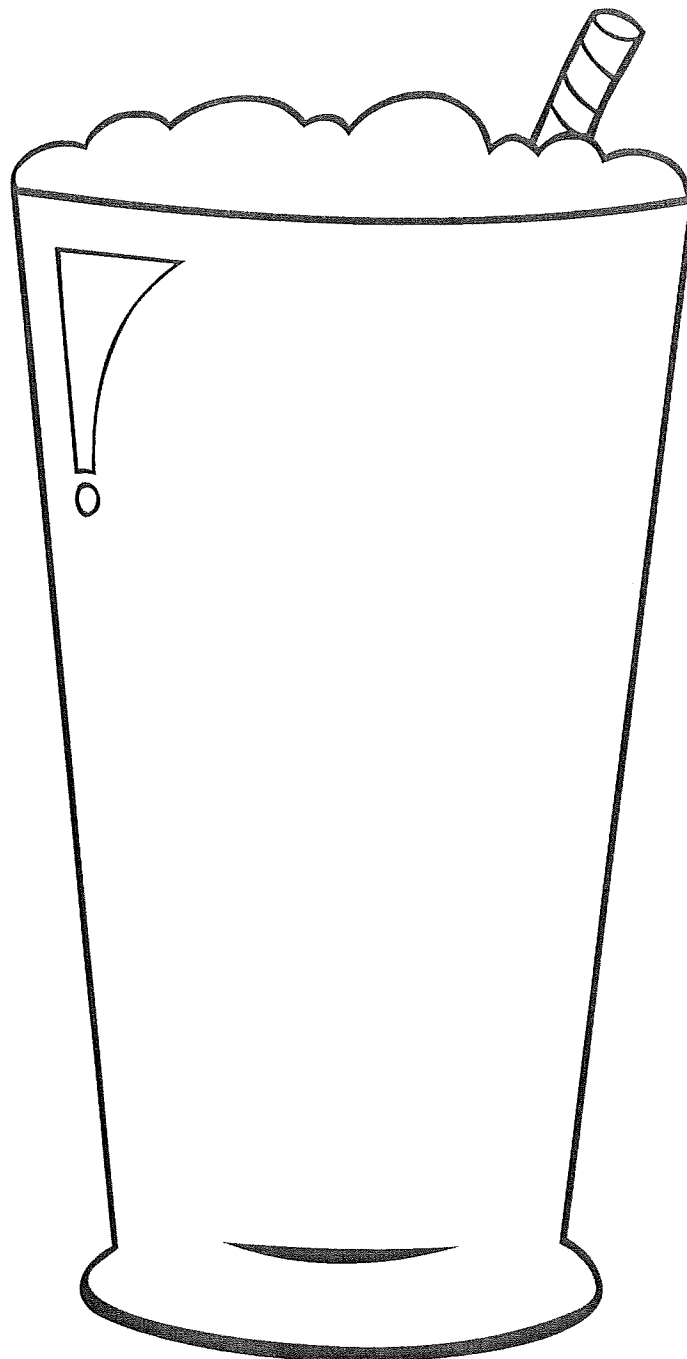

Date _____

Initial SH

Make an SH Shake

Directions: Read/say aloud each SH photo-word below. Cut out the ice cream scoops. As you glue/tape or place each scoop in the shake, follow the directions checked (✓) below.

- Word:** Say each SH photo-word using your good SH sound.
- Phrase:** Say each SH photo-word in the phrase "a ___ shake."
- Sentence:** Say each SH photo-word in the silly sentence "I drank my ___ shake."



Name _____

Homework Helper _____

Date _____

Initial SH

SH Listen and Follow

Directions: Read/say aloud each SH photo-word below. Use the photo-words for clues. As you answer each question, follow the directions checked (✓) below.

- Word:** Say each SH photo-word using your good SH sound.
- Phrase:** Say each SH photo-word in the phrase “mark ___.”
- Sentence:** Say each SH photo-word in the sentence “I marked the ___.”


1. What has buttons on it? (Circle it.)
2. Who works at a restaurant? (Underline it.)
3. What has green leaves? (Draw a square around it.)
4. What animal says, “Baa?” (Draw an X on it.)
5. Who buys things at a store? (Draw a star on it.)
6. What digs holes? (Draw a line through it.)




shirt



shopper




shamrock



shovel



chef



sheep

Name _____

Homework Helper _____


Date _____

Initial SH

Who Said That?

Directions: Read/say aloud each SH photo-word below. Read each statement in the middle and ask, "Who said that?" As you draw a line from each statement to the correct picture, follow the directions checked (✓) below.

- Word:** Say each SH photo-word using your good SH sound.
- Phrase:** Say each SH photo-word in the phrase "the ___."
- Sentence:** Say each SH photo-word in the sentence " ___ said that."




shoes

"You can find me at the beach."



chef

"I say, Baa!"



sheep

"You use me to wash your hair."



shampoo

"You wear me on your feet."



shirt

"I help you dig."



shovel

"I like to buy things."



shopper

"I like to cook food."



shells

"You wear me with pants."

Name _____

Homework Helper _____

Date _____


Initial SH

Secret SH Word

Directions: Read/say aloud each SH photo-word below. Using the Word Bank for clues, complete each sentence. As you write each answer, follow the directions checked (✓) below. Then, write and say the Secret Word.

- Word:** Say each SH photo-word using your good SH sound.
- Phrase:** Say each SH photo-word in the phrase "secret ___."
- Sentence:** Say each SH photo-word as you read each complete sentence.

Word Bank



ship




shake



shortcake



shower



shopping cart



sugar

Answers on page 38.

1. I love whipped cream on my chocolate _____ .
2. They traveled across the ocean on a big _____ .
3. To get clean, he took a _____ _____ .
4. Lemonade is made out of lemons, water, and _____ _____ .
5. For dessert she made strawberry _____ _____ .
6. He put our groceries in a _____ .

Secret Word:

1	2	3	4	5	6

Name _____

Homework Helper _____


Date _____

Initial SH

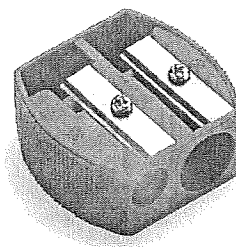
SH Scramble Surprise

Directions: Read/say aloud each SH photo-word below. Then, unscramble each word. As you write each answer in the blanks, follow the directions checked (✓) below.

- Word:** Say each SH photo-word using your good SH sound.
- Phrase:** Say each SH photo-word in the phrase “__ surprise.”
- Sentence:** Say each SH photo-word in the sentence “The surprise is __.”



shield



sharpener

1. reohws _____


2. fhesirf _____

3. pasrehenr _____

4. kaseh _____

5. dsielh _____

6. uasgr _____



shake



sugar



shower



sheriff

Name

Homework Helper

Date

Initial SH

Circle One SH

Directions: Read/say aloud each SH photo-word below. Then, read each statement. As you draw a circle around each correct answer, follow the directions checked (✓) below.

- Word:** Say each SH photo-word using your good SH sound.
- Phrase:** Say each SH photo-word in the phrase "the ___."
- Sentence:** Say each SH photo-word in the sentence "It is the ___."

1. Circle the one that you drink.




shortcake




shake

2. Circle the one that belongs in the ocean.



shopping cart



ship

3. Circle the one that you use to make a cake.



sugar



shower

4. Circle the one that is a part of your body.



shield

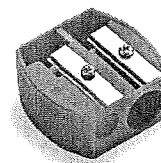


shoulder

5. Circle the one that wears a badge.



sheriff



sharpener

Name _____

Homework Helper _____

Date _____

Initial SH


Hide the Shell

Directions: Read/say aloud each SH photo-word below. Cut out the cards and the shell. Place photos face up. Helper hides the shell under a card. Player tries to find it. Each time player picks up a photo, he/she follows the directions checked (✓) below. First player to find the shell wins!

- Word:** Say each SH photo-word using your good SH sound.
- Phrase:** Say each SH photo-word in the phrase "under ___."
- Sentence:** Say each SH photo-word in the sentence "A shell is under the ___."



shower




ship




shake




shoulder



sharpener




shield



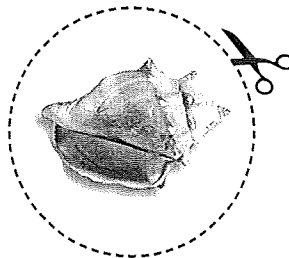
shopping cart



sheriff



shortcake



Name _____

Homework Helper

Date _____

Initial SH




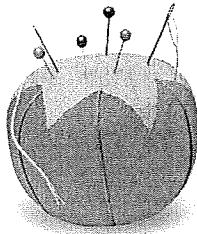
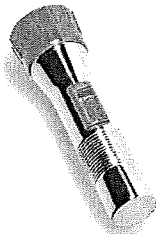




4-in-1 for Medial SH

Directions: Read/say aloud each SH photo-word below. Then, play one of the suggested games. As you take each turn, follow the directions checked (✓) below.

- Word:** Say each SH photo-word using your good SH sound.
- Phrase:** Say each SH photo-word in the phrase "a(n) ___ card."
- Sentence:** Say each SH photo-word in the sentence "I have a ___ card."

Tic-Tac-Toe - Players mark SH photo-words with **X**'s and **O**'s. Three in a row wins!
Lotto - Helper calls out SH photo-words and player(s) cover(s) them with tokens/chips.
Cards - Cut out the SH photo-words. Use photos as flashcards.
Memory - Make an extra copy, cut out photos, and play matching/memory games.



 <p>seashell</p>	 <p>galoshes</p>	 <p>gumball machine</p>
 <p>pincushion</p>	 <p>flashlight</p>	 <p>mushrooms</p>
 <p>fisherman</p>	 <p>paintbrushes</p>	 <p>dishes</p>

Name _____

Homework Helper _____



Date _____

Medial SH

A Clean SH Machine

Directions: Read/say aloud each SH photo-word below. Cut out the bubbles. As you glue/tape or place the bubbles on the car, follow the directions checked (✓) below.

- Word:** Say each SH photo-word using your good SH sound.
- Phrase:** Say each SH photo-word in the phrase "a ___ machine."
- Sentence:** Say each SH photo-word in the sentence "My machine is as clean as the ___."



Name _____

Homework Helper _____

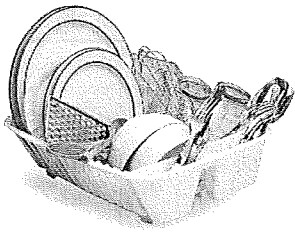
Date _____

Medial SH


Missing Vowel for SH

Directions: Read/say aloud each SH photo-word below. As you spell each word correctly by writing an "E" and/or an "I" in the blank, follow the directions checked (✓) below.


- Word:** Say each SH photo-word using your good SH sound.
- Phrase:** Say each SH photo-word in the phrase "vowel in ___."
- Sentence:** Say each SH photo-word in the sentence "I found a missing vowel in ___."



gumball mach__n__




s__ash__ll



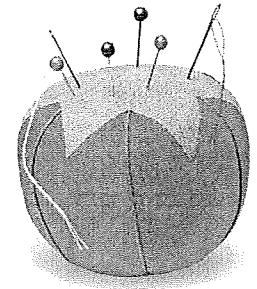
p__ncush__on



flashl__ght



f__sh__rman

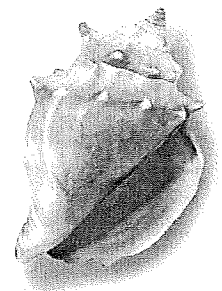


galosh__s

d__sh__s



pa__ntbrush__s



Name _____

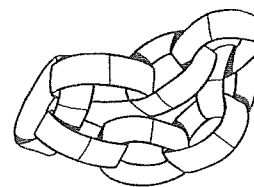
Homework Helper _____

Date _____






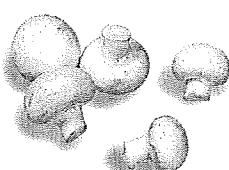
Medial SH

SH Paper Chain

Directions: Read/say aloud each SH photo-word below. Cut out the word strips. Turn them face down. Pick up a strip, and follow the directions checked (✓) below. When you are done, staple/glue the strips together to make a chain link.



- Word:** Say each SH photo-word using your good SH sound.
- Phrase:** Say each SH photo-word in the phrase “__ chain.”
- Sentence:** Say each SH photo-word in the sentence “On my chain, I found my __ .”

Glue	<p>dishes</p> 	Glue
Glue	<p>paintbrushes</p> 	Glue
Glue	<p>seashell</p> 	Glue
Glue	<p>gumball machine</p> 	Glue
Glue	<p>flashlight</p> 	Glue
Glue	<p>mushrooms</p> 	Glue

Name _____

Homework Helper _____

Date _____


Medial SH

Classify It


Directions: Read/say aloud each SH photo-word below. As you write an O below the objects and a P below the people, follow the directions checked (✓) below.

- Word:** Say each SH photo-word using your good SH sound.
- Phrase:** Say each SH photo-word in the phrase "my ___."
- Sentence:** Say each SH photo-word in the sentence "My ___ is in the right category."

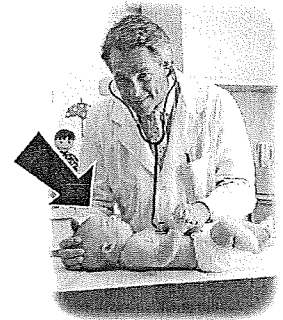
O	P
Objects	People




washcloths



horseshoe




patient



parachute



musician



wishbone

Name _____

Homework Helper _____


Date _____

Medial SH


SH Crossword Fun

Directions: Read/say aloud each SH photo-word below. Use the words and the clues to complete the crossword puzzle. Then, follow the directions checked (✓) below.

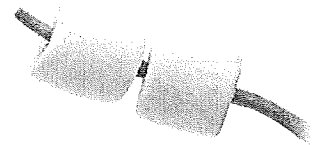
- Word:** Say each SH photo-word using your good SH sound.
- Phrase:** Say each SH photo-word in the phrase “___ answer.”
- Sentence:** Say each SH photo-word in the sentence “My answer is ___.”



patient



horseshoe




marshmallow



musician



lotion



handshake

		1									
	2					3					4
5											

Down

1. A horse wears this on his hoof.
2. This person plays music for a living.
3. You do this when you meet someone.
4. You put this on your skin.

Across

2. You roast this.
5. This person goes to the doctor.

Answers on page 38.

Name _____

Homework Helper _____

Date _____

Medial SH



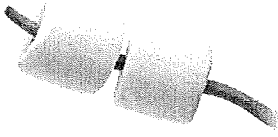





SH Analogies

Directions: Read/say aloud each SH photo-word below. Read each analogy and fill in the correct answer from the Word Bank. Then, follow the directions checked (✓) below.

- Word:** Say each SH photo-word using your good SH sound.
- Phrase:** Say each SH photo-word in the phrase "is to ____."
- Sentence:** Say each SH photo-word as you read each complete sentence.

1. Hair is to shampoo as skin is to _____.
2. Hairdresser is to customer as doctor is to _____.
3. Sink is to dishcloths as bathtub is to _____.
4. Goodbye is to wave as hello is to _____.
5. Paintbrush is to artist as saxophone is to _____.
6. Back is to saddle as hoof is to _____.
7. Grill is to steak as campfire is to _____.
8. Good luck is to shamrock as wish is to _____.

Word Bank

			
washcloths	wishbone	marshmallow	lotion
			
handshake	musician	patient	horseshoe

Answers on page 38.

Name _____

Homework Helper _____

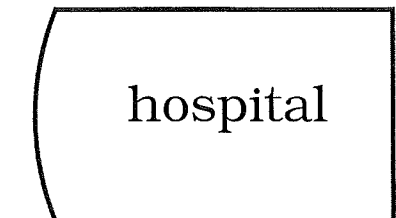




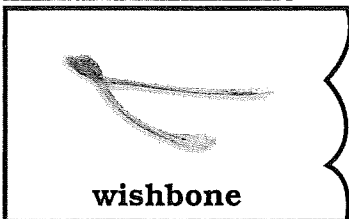



Date _____

Medial SH

SH Puzzle Completion

Directions: Read/say aloud each SH photo-word. As you draw a line from each photo-word to the word on the right that goes with it, follow the directions checked (✓) below.

- Word:** Say each SH photo-word using your good SH sound.
- Phrase:** Say each SH photo-word in the phrase “___ puzzle.”
- Sentence:** Say each SH photo-word in the sentence “I matched up the ___ puzzle.”



Name _____

Homework Helper _____

Date _____

Medial SH

4-in-1 for Final SH

Directions: Read/say aloud each SH photo-word below. Then, play one of the suggested games. As you take each turn, follow the directions checked (✓) below.

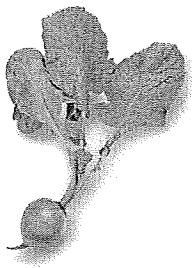
- Word:** Say each SH photo-word using your good SH sound.
- Phrase:** Say each SH photo-word in the phrase "my ___."
- Sentence:** Say each SH photo-word in the sentence "Where is my ___?"

Tic-Tac-Toe - Players mark SH photo-words with **X**'s and **O**'s. Three in a row wins!


Lotto - Helper calls out SH photo-words and player(s) cover(s) them with tokens/chips.

Cards - Cut out the SH photo-words. Use photos as flashcards.

Memory - Make an extra copy, cut out photos, and play matching/memory games.



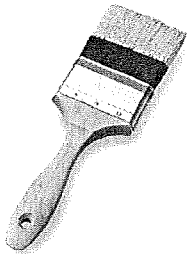
radish




squash




cash



paintbrush



starfish



fish



nail polish



toothbrush



rosebush

Name _____

Homework Helper _____

Date _____

Final SH





A Pretty SH Rosebush

Directions: Read/say aloud each SH photo-word below. Cut out each rose. As you glue/tape or place each flower on the rosebush, follow the directions checked (✓) below.

Word: Say each SH photo-word using your good SH sound.

Phrase: Say each SH photo-word in the phrase “__ on the rosebush.”

Sentence: Say each SH photo-word in the sentence “I see a __ on the rosebush.”



Name _____

Homework Helper _____

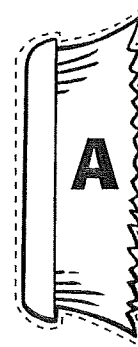
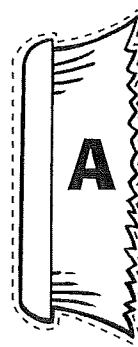
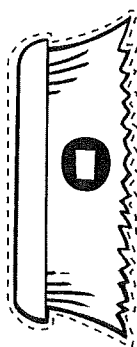
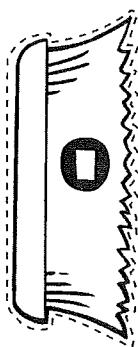

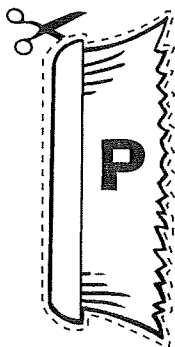
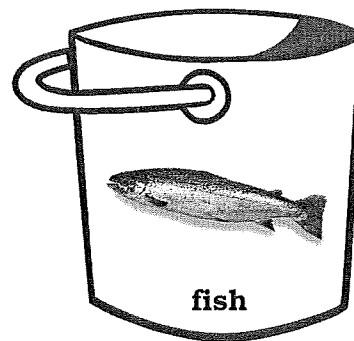




Date _____

Final SH

SH Scrub Brush Fun

Directions: Read/say aloud each SH photo-word below. Cut out each scrub brush. Then, decide if each photo-word is a Plant (P), Animal (A), or Object (O). As you glue/tape or place each scrub brush in the correct bucket, follow the directions checked (✓) below.

- Word:** Say each SH photo-word using your good SH sound.
- Phrase:** Say each SH photo-word in the phrase “__ scrub brush.”
- Sentence:** Say each SH photo-word in the sentence “(A) __ is a(n) plant/animal/object.”



Name _____

Homework Helper _____





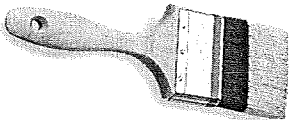


Date _____

Final SH

SH Syllable Counting

Directions: Read/say aloud each SH photo-word below. Then, decide if each photo-word has one (1), two (2), or three (3) syllables. As you draw a line from each photo-word to the number of syllables in the word, follow the directions checked (✓) below.

- Word:** Say each SH photo-word using your good SH sound.
- Phrase:** Say each SH photo-word in the phrase "counting ___."
- Sentence:** Say each SH photo-word in the sentence "I counted the syllables in ___."

<u>Words</u>		<u>Syllables</u>
radish		1
starfish		2
cash		2
fish		3
paintbrush		2
nail polish		2
rosebush		1

Name _____

Homework Helper _____



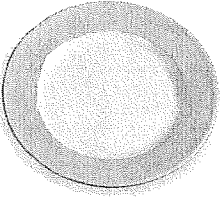
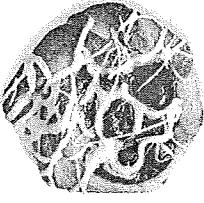


Date _____

Final SH

Toss the SH Cube

Directions: Read/say aloud each SH photo-word below. Assemble the cube: Glue onto construction paper if desired. Cut along the dotted lines. Fold on solid lines and glue. To play, toss the cube. As it lands with a photo-word face up, follow the directions checked (✓) below.

- Word:** Say each SH photo-word using your good SH sound.
- Phrase:** Say each SH photo-word in the phrase “___ up.”
- Sentence:** Say each SH photo-word in the sentence “It landed on ___.”

Glue Tab C		
		
trash		
Glue A		mouthwash
		
dish		
Glue B		danish
		
bush		
Glue Tab A		Glue Tab B
licorice		
Glue C		

Name _____

Homework Helper _____

Date _____

Final SH

SH Word Search

Directions: Read/say aloud each SH photo-word below. Complete each phrase below, using the photo-words for clues. As you find and circle each answer in the puzzle, follow the directions checked (✓) below.

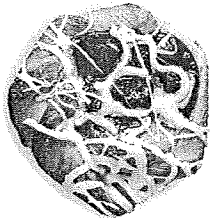
- Word:** Say each SH photo-word using your good SH sound.
- Phrase:** Say each SH photo-word in the phrase "find _____."
- Sentence:** Say each SH photo-word in the sentence "I found the _____."




push



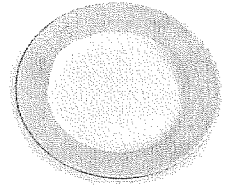
mouthwash




danish



trash




dish



bush



mustache



licorice

Answer key on page 38.

1. Pull and p _ _ _ .
2. Plant the b _ _ _ .
3. A sweet d _ _ _ _ _ .
4. Chew on l _ _ _ _ _ .
5. Gargle with m _ _ _ _ _ .
6. Wash the d _ _ _ .
7. Trim his m _ _ _ _ _ .
8. Empty the t _ _ _ _ .

Name _____

Homework Helper _____


Date _____

Final SH


Word in an SH Word

Directions: Read/say aloud each SH photo-word below. Then, read the clues and find a word inside each photo-word (bush-bus). As you write the "inside" word on each line, follow the directions checked (✓) below.


- Word:** Say each SH photo-word using your good SH sound.
- Phrase:** Say each SH photo-word in the phrase "(inside word) in ____"
- Sentence:** Say each SH photo-word in the sentence "I found (inside word) in ____."

1.  This is a large yellow vehicle. _____


bush

2.  This is the opposite of in. _____


mouthwash

3.  This is what makes your drink cold. _____


licorice

4.  This is a pronoun that means you and me. _____

push

5.  This is another word for pain. _____

mustache

6.  This is a red, itchy patch of skin. _____

trash

Name _____

Homework Helper _____


Date _____

Final SH

SH Mirror Image

Directions: Hold this page up to a mirror. Read aloud the words that appear. As you write each word correctly on the line, follow the directions checked (✓) below.

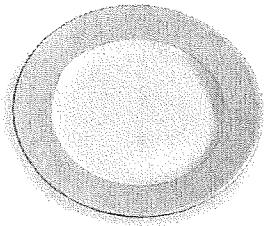

- Word:** Say each SH photo-word using your good SH sound.
- Phrase:** Say each SH photo-word in the phrase "see _____."
- Sentence:** Say each SH photo-word in the sentence "I see a _____."



hainsh _____

hald _____

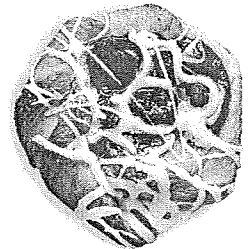
hustsche _____




horce _____

hush _____



hush _____



hush _____



hush _____



Name _____

Homework Helper _____

Date _____

Final SH

SH Circle, Draw and Say


Directions: Read/say aloud each SH photo-word below. Then, read the sentences. Circle one picture to complete each sentence. Then tell the whole story using your good SH sound.

Shelly is going to visit the shore to see the...



shells.

or



ship.

She will make sure to pack her shiny new...



shoes.

or




shield.

She will play in the sand with her...



shovel.

or



sheep.

She will swim in shallow water with her mom the...



chef.

or



sheriff

Name

Homework Helper

Date

**Initial SH
Carryover**


Shake Shop

Directions: Read/say aloud each SH photo-word below. Then, finish the story. Use at least five words from the Word Bank in the story. Then, read/say the story aloud, using your good SH sound.

Word Bank



sheriff



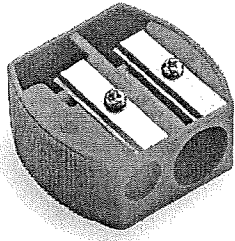
shower



chef




shopping cart




sharpener




shoulder



shovel



shortcake



Shep the sheep walks to the shake shop every day. On his way, he buys a short...

Name _____

Homework Helper _____

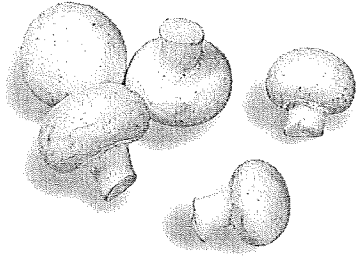
Date _____

**Initial SH
Carryover**

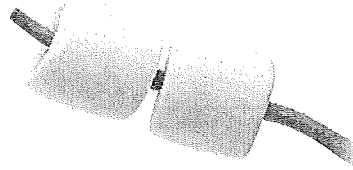
SH Same and Different

Directions: Read/say aloud each SH photo-word below. Then, tell how the words in the word pairs below are the same and how they are different. Use your good SH sound!

1.



mushrooms




marshmallow

2.



galoshes



horseshoe

3.



musician



fisherman

Name _____

Homework Helper _____

Date _____

**Medial SH
Carryover**

SH Conversation Strips

Directions: Read/say aloud each SH photo-word below. Then, cut apart the strips and place them face down. Choose a strip and talk about each one using at least five (5) sentences in your answer. For more SH fun, choose another strip.




You went fishing and caught a



(marshmallow). What would you do?

If you had magical



(paintbrushes), what would you paint?

The huge



(gumball machine) gives out your favorite candy.

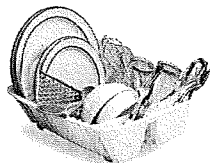
Tell me about it.

You're a famous



(musician). Tell me about your new song.

While washing the
What happens?



(dishes), you float away inside of a bubble.

Name _____

Homework Helper _____


Date _____

**Medial SH
Carryover**


Silly SH Story


Directions: Read/say aloud each SH photo-word below. Then, cut out the pictures. Place them face down. Choose a picture and glue/tape or place it in an open space in the story. After all pictures are placed in the story, read your Silly Story, using your good SH sound.


All of my friends call me “Flash” because I can run


as fast as a . I wish that I could race against

“.” He is the fastest  in town. I heard

that he won a shiny new  at his last race. Don’t

worry, I’m going to win a  in the 100 meter dash

because I’m bringing my “good luck” .



Name _____


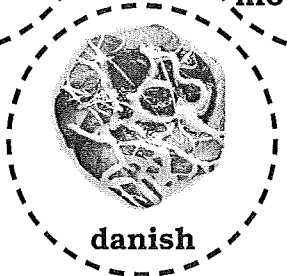
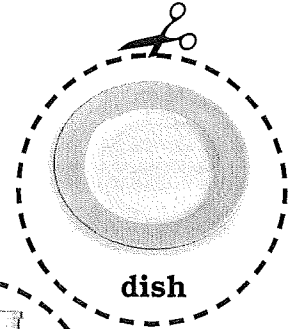

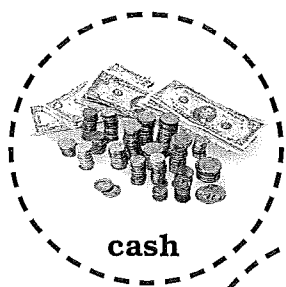
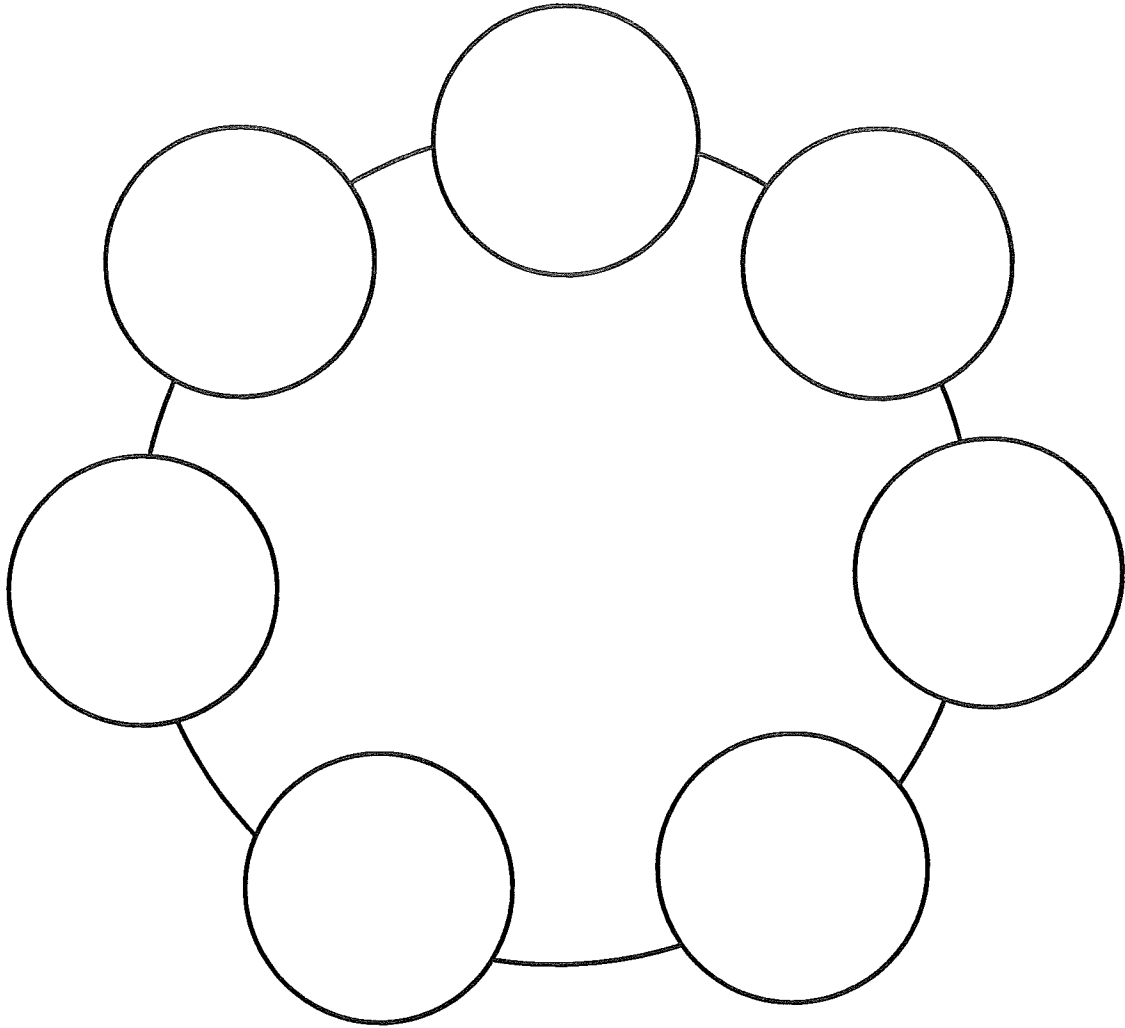
Homework Helper _____

Date _____

**Final SH
Carryover**

SH Story Loop

Directions: Read/say aloud each SH photo-word below. Cut out the circles. Glue/tape or place any circles you wish on the story loop. Then, go around the loop and tell a story, using these SH words. When you are done, mix up the words and tell another story!



Name _____

Homework Helper _____

Date _____

**Final SH
Carryover**