

4-in-1 for Initial S

Directions: Read/say aloud each S photo-word below. Then, play one of the suggested games. As you take each turn, follow the directions checked (✓) below.


- Word:** Say each S photo-word using your good S sound.
- Phrase:** Say each S photo-word in the phrase "a ___ card."
- Sentence:** Say each S photo-word in the sentence "I have a ___ card."

Tic-Tac-Toe - Players mark S photo-words with **X**'s and **O**'s. Three in a row wins!

Lotto - Helper calls out S photo-words and player(s) cover(s) them with tokens/chips.

Cards - Cut out the S photo-words. Use them as flashcards.

Memory - Make an extra copy, cut out photos, and play matching/memory games.



seal




Santa



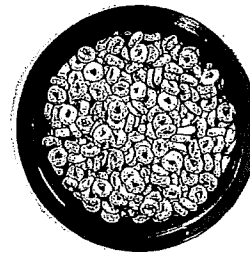
sand




sunflower



sailboat



cereal



sandwich



soccer player



sock

Name _____

Homework Helper _____



Date _____

Initial S

Sing an S Song

Directions: Read/say aloud each S photo-word below. Cut out the musical notes. As you glue/tape or place each note on the sheet of music, follow the directions checked (✓) below.

- Word:** Say each S photo-word using your good S sound.
- Phrase:** Say each S photo-word in the phrase "a ___ note."
- Sentence:** Say each S photo-word in the sentence "Sing a ___ song."



Name _____

Homework Helper _____


Date _____

Initial S

Who Said That?


Directions: Read/say aloud each S photo-word below. Read each statement in the middle and ask, "Who said that?" As you draw a line from each statement to the correct picture, follow the directions checked (✓) below.

- Word:** Say each S photo-word using your good S sound.
- Phrase:** Say each S photo-word in the phrase "her ___."
- Sentence:** Say each S photo-word in the sentence "___ said that."



sandwich

"Ho, Ho, Ho!"



cereal

"I grow in the ground."




sock

"You find me in your lunchbox."



soccer player

"You pour milk over me."




seal

"Put me on your foot!"



Santa

"Make me into a castle."



sunflower

"I'm a great swimmer."



sand

"I won the game!"

Name _____

Homework Helper _____

Date _____

Initial S

S Listen and Follow

Directions: Read/say aloud each S photo-word below. Use the photo-words for clues. As you answer each question, follow the directions checked (✓) below.

- Word:** Say each S photo-word using your good S sound.
- Phrase:** Say each S photo-word answer in the phrase "mark ___."
- Sentence:** Say each S photo-word answer in the sentence "I marked the ___."


1. What has three syllables? (Circle it.)
2. What rhymes with clock? (Underline it.)
3. What has an antenna and a battery? (Draw a square around it.)
4. What uses the wind to move? (Draw an X on it.)
5. What is a mammal and has flippers? (Draw a star on it.)
6. What is made with two pieces of bread? (Draw a line through it.)



sock



cell phone




sandwich



seal



sunflower



sailboat

Name _____

Homework Helper

Date _____

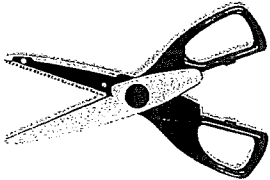
Initial **S**

Secret S Word

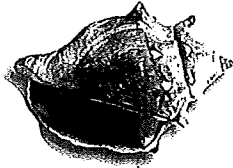
Directions: Read/say aloud each S photo-word below. Using the Word Bank for clues, complete each sentence. As you write each answer, follow the directions checked (✓) below. Then, write and say the Secret Word.

- Word:** Say each S photo-word using your good S sound.
- Phrase:** Say each S photo-word in the phrase "secret ___."
- Sentence:** Say each S photo-word as you read each complete sentence.


Word Bank



scissors




seashell



salad



seven



soup



singer

Answers on page 32.

1. At the beach, we found a _____ .
2. She wants to be a _____ _____ .
3. I like croutons on my _____ _____ .
4. He ate a big bowl of _____ .
5. The art teacher has glue and _____ _____ .
6. The number that comes after six is _____ _____ .

Secret Word:

<input type="checkbox"/>	<input type="checkbox"/>	<input type="checkbox"/>	<input type="checkbox"/>	<input type="checkbox"/>	<input type="checkbox"/>
--------------------------	--------------------------	--------------------------	--------------------------	--------------------------	--------------------------

1 2 3 4 5 6

Name _____

Homework Helper _____


Date _____

Initial S


Scramble Surprise

Directions: Read/say aloud each S photo-word below. Then, unscramble each word. As you write each answer in the blanks, follow the directions checked (✓) below.

- Word:** Say each S photo-word using your good S sound.
- Phrase:** Say each S photo-word in the phrase “___ surprise.”
- Sentence:** Say each S photo-word in the sentence “The surprise is (a) ___.”



soup



salad

1. **faos** _ _ _ _ _

2. **cerusk** _ _ _ _ _

3. **nusgero** _ _ _ _ _


4. **nisk** _ _ _ _ _

5. **dlsaa** _ _ _ _ _


6. **usop** _ _ _ _ _




surgeon



sink



sofa



sucker

Name _____

Homework Helper _____

Date _____


Initial S

Circle One S


Directions: Read/say aloud each S photo-word below. Then, read each statement. As you circle each correct answer, follow the directions checked (✓) below.

- Word:** Say each S photo-word using your good S sound.
- Phrase:** Say each S photo-word in the phrase "circle ___."
- Sentence:** Say each S photo-word in the sentence "I circled ___."

1. Circle the one that has pillows.




sink




sofa

2. Circle the one that you eat with a spoon.



soup



salad

3. Circle the one that uses a microphone.



singer




surgeon

4. Circle the one that is sweet.




sucker

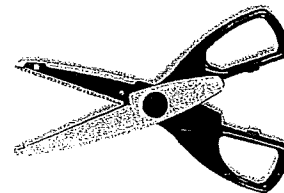


seashell

5. Circle the one that is a number.



seven



scissors

Name _____

Homework Helper _____

Date _____

Initial **S**

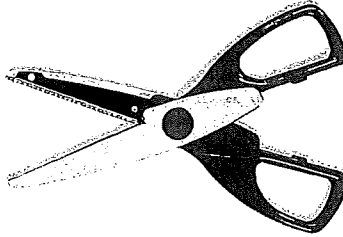
Hide the Cent

Directions: Read/say aloud each S photo-word below. Cut out the cards and the cent. Place photos face up. Helper hides the cent under a card. Player(s) try to find it. Each time player picks up a photo, he/she follows the directions checked (✓) below. First player to find the cent wins!


- Word:** Say each S photo-word using your good S sound.
- Phrase:** Say each S photo-word in the phrase "under ___."
- Sentence:** Say each S photo-word in the sentence "A cent is under ___."



sucker




scissors




soup




seashell




sink



sofa



salad



seven



singer



Name _____

Homework Helper

Date _____

Initial S

4-in-1 for Medial S

Directions: Read/say aloud each S photo-word below. Then, play one of the suggested games. As you take each turn, follow the directions checked (✓) below.


- Word:** Say each S photo-word using your good S sound.
- Phrase:** Say each S photo-word in the phrase "my ___."
- Sentence:** Say each S photo-word in the sentence "I found my ___."

Tic-Tac-Toe - Players mark S photo-words with **X**'s and **O**'s. Three in a row wins!


Lotto - Helper calls out S photo-words and player(s) cover(s) them with tokens/chips.

Cards - Cut out the S photo-words. Use photos as flashcards.


Memory - Make an extra copy, cut out photos, and play matching/memory games.




grasshopper




icing



tricycle



baseball



glasses




dinosaur



ice cream



whistle



motorcycle

Name _____

Homework Helper _____






Date _____

Medial S

Juicy S Casserole

Directions: Read/say aloud each S photo-word below. Cut out the ingredients. As you glue/tape or place the ingredients in the casserole, follow the directions checked (✓) below.

- Word:** Say each S photo-word using your good S sound.
- Phrase:** Say each S photo-word in the phrase “___ casserole.”
- Sentence:** Say each S photo-word in the sentence “I found my ___ in a juicy casserole.”



Name _____

Homework Helper

Date _____

Medial S


Missing Vowel for S

Directions: Read/say aloud each S photo-word below. As you spell each word correctly by writing an "E" or an "I" in the blank, follow the directions checked (✓) below.


- Word:** Say each S photo-word using your good S sound.
- Phrase:** Say each S photo-word in the phrase "vowel in ____."
- Sentence:** Say each S photo-word in the sentence "I found a missing vowel in ____."



d____nosaur




ic____ng



motorcycl____



wh____stle




glass____s



bas____ball



ice cr____am



tr____cycle

Name _____


Homework Helper _____

Date _____

Media S







S Paper Chain

Directions: Read/say aloud each S photo-word below. Cut out the word strips. Turn them face down. Pick up a strip, and follow the directions checked (✓) below. When you are done, staple/glue the strips together to make a chain link.



- Word:** Say each S photo-word using your good S sound.
- Phrase:** Say each S photo-word in the phrase “__ chain.”
- Sentence:** Say each S photo-word in the sentence “On my chain, I found my __.”



Glue	whistle		Glue
Glue	ice cream		Glue
Glue	grasshopper		Glue
Glue	glasses		Glue
Glue	motorcycle		Glue
Glue	icing		Glue

Name _____

Homework Helper _____

Date _____

Medial S

Classify It


Directions: Read/say aloud each S photo-word below. As you write an O below the objects and an F below the foods, follow the directions checked (✓) below.

- Word:** Say each S photo-word using your good S sound.
- Phrase:** Say each S photo-word in the phrase "my ___."
- Sentence:** Say each S photo-word in the sentence "My ___ is in the right category."


O	F
Objects	Food




faucet




pizza




pretzel



pencil



postage



Popsicle®

Name _____

Homework Helper _____

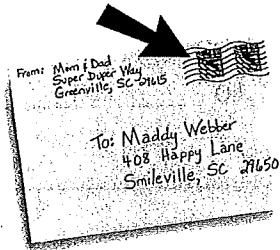
Date _____

Medial S

S Crossword Fun

Directions: Read/say aloud each S photo-word below. Use the words and the clues to complete the crossword puzzle. Then, follow the directions checked (✓) below.


- Word:** Say each S photo-word using your good S sound.
- Phrase:** Say each S photo-word in the phrase “__ across/down.”
- Sentence:** Say each S photo-word in the sentence “My answer is __.”




postage




faucet



bicycle



pencil



pretzel



pizza

									1
				2					
4									
3									

Down

1. You turn it on to get water.
2. A writing utensil with an eraser.
3. You need this to mail a letter.

Across

2. It can be made with cheese and pepperoni.
3. Salted bread shaped like a loose knot.
4. Something with two wheels you ride.

Name _____	Homework Helper _____	Date _____
------------	-----------------------	------------

Medial S

S Analogies

Directions: Read/say aloud each S photo-word below. Read each analogy and fill in the correct answer from the Word Bank. Then, follow the directions checked (✓) below.


- Word:** Say each S photo-word using your good S sound.
- Phrase:** Say each S photo-word in the phrase "is to ____."
- Sentence:** Say each S photo-word as you read each complete sentence.

1. Dessert is to ice cream as breakfast is to _____ .
2. Practice is to piano as exercise is to _____ .
3. Blackboard is to chalk as paper is to _____ .
4. Sprinkles are to cupcake as pepperoni is to _____ .
5. Sweet is to cookie as salty is to _____ .
6. Gasoline is to pump as water is to _____ .
7. Drive is to car as ride is to _____ .
8. Bow is to present as _____ is to envelope.


Word Bank




bicycle




pizza




muscles




faucet




pretzel



pencil



postage



sausage

Answers on page 32.

Name _____

Homework Helper _____





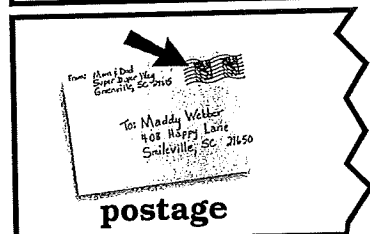

Date _____

Medial S


S Puzzle Crossover

Directions: Read/say aloud each S photo-word below. As you draw a line from each photo-word to the word on the right that goes with it, follow the directions checked (✓) below.


- Word:** Say each S photo-word using your good S sound.
- Phrase:** Say each S photo-word in the phrase “___ puzzle.”
- Sentence:** Say each S photo-word in the sentence “I matched the ___ puzzle.”



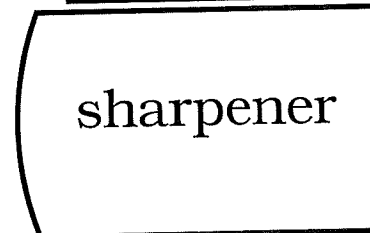
envelope



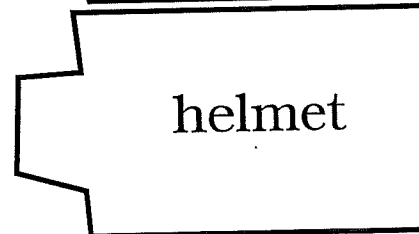
water




cheese



sharpener



helmet



stick

Name _____

Homework Helper

Date _____

Medial S

4-in-1 for Final S

Directions: Read/say aloud each S photo-word below. Then, play one of the suggested games. As you take each turn, follow the directions checked (✓) below.

- Word:** Say each S photo-word using your good S sound.
- Phrase:** Say each S photo-word in the phrase "my ___."
- Sentence:** Say each S photo-word in the sentence "I found my ___."

Tic-Tac-Toe - Players mark S photo-words with **X**'s and **O**'s. Three in a row wins!


Lotto - Helper calls out S photo-words and player(s) cover(s) them with tokens/chips.

Cards - Cut out the S photo-words. Use photos as flashcards.

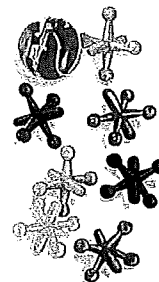
Memory - Make an extra copy, cut out photos, and play matching/memory games.



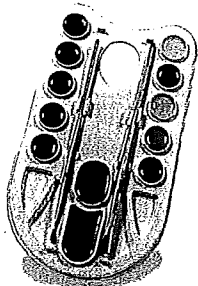
cups




dice




jacks



paints




horse



grapes



mouse



blocks



nurse

Name _____

Homework Helper _____




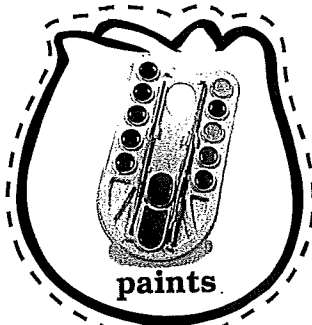


Date _____

Final S

Fill the S Vase

Directions: Read/say aloud each S photo-word below. Cut out each flower. As you glue/tape or place each flower on a stem, follow the directions checked (✓) below.

- Word:** Say each S photo-word using your good S sound.
- Phrase:** Say each S photo-word in the phrase “___ in the vase.”
- Sentence:** Say each S photo-word in the sentence “Place ___ in the vase.”



Name _____

Homework Helper











Date _____

Final S

S Cactus Match

Directions: Read/say aloud each S photo-word below. Cut out each cactus and pot. Then, decide if each photo-word is (**S**) singular (one), or (**P**) plural (more than one). As you glue/tape or place each cactus in the correct pot, follow the directions checked (✓) below. You may then glue your plants onto a piece of construction paper.

- Word:** Say each S photo-word using your good S sound.
- Phrase:** Say each S photo-word in the phrase “__ cactus.”
- Sentence:** Say each S photo-word in the sentence “__ is singular/plural.”



Name _____

Homework Helper

Date _____

Final S

S Rhyme Time

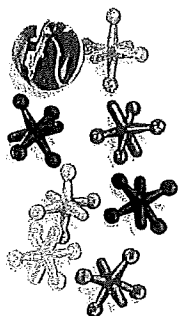
Directions: Read/say aloud each S photo-word below. Then, next to each word listed below, write the rhyming photo-word. As you write, follow the directions checked (✓) below.

- Word:** Say each S photo-word using your good S sound.
- Phrase:** Say each S photo-word in the phrase “___ and *(rhyming word)*.”
- Sentence:** Say each S photo-word in the sentence “___ rhymes with *(rhyming word)*.”


Word Bank




nurse




jacks



grapes




dice




blocks



cups



horse



mouse

1. house _____

5. wax _____

2. purse _____

6. pups _____

3. mice _____

7. shapes _____

4. fox _____

8. force _____

Name _____

Homework Helper _____

Date _____


Final S

Toss the S Cube

Directions: Read/say aloud each S photo-word below. Assemble the cube: Glue onto construction paper if desired. Cut along the dotted lines. Fold on solid lines and glue. To play, toss the cube. As it lands with a photo-word face up, follow the directions checked (✓) below.


- Word:** Say each S photo-word using your good S sound.
- Phrase:** Say each S photo-word in the phrase “___ side.”
- Sentence:** Say each S photo-word in the sentence “It landed on ___.”

Glue Tab C




tulips


Glue A



thermos




pants




briefcase

Glue B



bus

Glue Tab A



vase

Glue Tab B

Glue C

Name _____

Homework Helper


Date _____

Final S

S Word Search

Directions: Read/say aloud each S photo-word below. Complete each phrase below, using the photo-words for clues. As you find and circle each answer in the puzzle, follow the directions checked (✓) below.

- Word:** Say each S photo-word using your good S sound.
- Phrase:** Say each S photo-word in the phrase "find _____."
- Sentence:** Say each S photo-word in the sentence "I found the _____."




briefcase





forks



tulips



bus



pants



vase



dress



thermos

Answers on page 32.

1. A pretty d_____.
2. Plant the t_____.
3. Wash the f_____.
4. Lunchbox and t_____.
5. Iron the p_____.
6. Ride the b_____.
7. Flowers in the v_____.
8. Pack your b_____.

Name _____

Homework Helper


Date _____

Final S


Word in an S Word

Directions: Read/say aloud each S photo-word below. Then, read the clues and find a word inside each photo-word (pants-ants). As you write the "inside" word on each line, follow the directions checked (✓) below.


- Word:** Say each S photo-word using your good S sound.
- Phrase:** Say each S photo-word in the phrase "(inside word) in _____."
- Sentence:** Say each S photo-word in the sentence "I found (inside word) in _____."

1.  These are tiny insects. _____


pants

2.  This is the opposite of him. _____


thermos

3.  These are what you pucker. _____


tulips

4.  This is another word for short. _____

briefcase

5.  Another word for either. _____

forks

6.  A pronoun that means you and me. _____

bus

Name _____

Homework Helper

Date _____

Final S

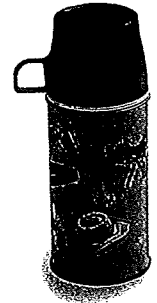
S Mirror Image

Directions: Hold this page up to a mirror. Read aloud the words that appear. As you write each word correctly on the line, follow the directions checked (✓) below.

- Word:** Say each S photo-word using your good S sound.
- Phrase:** Say each S photo-word in the phrase "see _____."
- Sentence:** Say each S photo-word in the sentence "I see _____."




ssarq _____



sqilut _____

forks _____

dress _____




asse _____

thermos _____



pants _____



bus _____



Name _____

Homework Helper


Date _____

Final S

S Circle, Draw and Say

Directions: Read/say aloud each S photo-word below. Then, read the sentences. Circle one picture to complete each sentence. Then tell the whole story using your good S sound.

Sam is going on a trip to see a huge...



sailboat.

or



sunflower.

He is going to bring his favorite...




sock.

or




seal.

On the way, he will eat the soggy...



cereal.

or



sandwich.

When he arrives there, he will meet a singing...



Santa.

or



soccer player.

Name _____

Homework Helper _____

Date _____

**Initial S
Carryover**

Suitcase Surprise

Directions: Read/say aloud each S photo-word below. Then, finish the story. Use at least five words from the Word Bank in the story. Then, read/say the story aloud, using your good S sound.


Word Bank



cell phone



seal




sandwich



sock




sand



cereal



Santa



sailboat



Sammy the Salamander is going to summer camp. When he opens his suitcase, he sees a.....

Name _____

Homework Helper _____


Date _____

**Initial S
Carryover**

S Same and Different

Directions: Read/say aloud each S photo-word below. Then, tell how the words in the word pairs below are the same and how they are different. Use your good S sound!

1.




icing

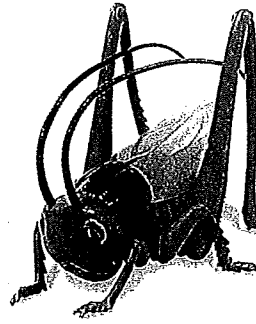


ice cream

2.




dinosaur



grasshopper

3.



motorcycle



tricycle

Name _____

Homework Helper _____

Date _____

**Medial S
Carryover**

S Conversation Strips

Directions: Read/say aloud each S photo-word below. Then, cut apart the strips and place them face down. Choose a strip and talk about each one using at least five (5) sentences in your answer. For more S fun, choose another strip.




Tell me a story about Missy the




(dinosaur).

Pretend you had a messy




(pizza) party. Tell me about it.

If you had a



(bicycle), where would you go? Why?

You found magic



(glasses). What do they do?

It is snowing



(ice cream) outside. What would you do?

Name _____

Homework Helper _____


Date _____

**Medial S
Carryover**


Silly S Story

Directions: Read/say aloud each S photo-word below. Then, cut out the pictures. Place them face down. Choose a picture and glue/tape or place it in an open space in the story. After all pictures are placed in the story, read your Silly Story, using your good S sound.


It's Wednesday! My class is going to the Toy Super Store. I want to see



and




. My teacher, Miss Bass, says, "Don't forget your favorite




." On the

bus, my friend, Tess, shows me her




. It takes six minutes to get to the store. Outside

there is a clown juggling



and greeting us. Inside, my class has endless fun and

laughs. Finally, Miss Bass says, "It's time to go." Oops, I need to pay for my



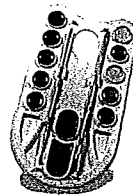
cups



dice



grapes



paints



blocks



jacks

Name _____




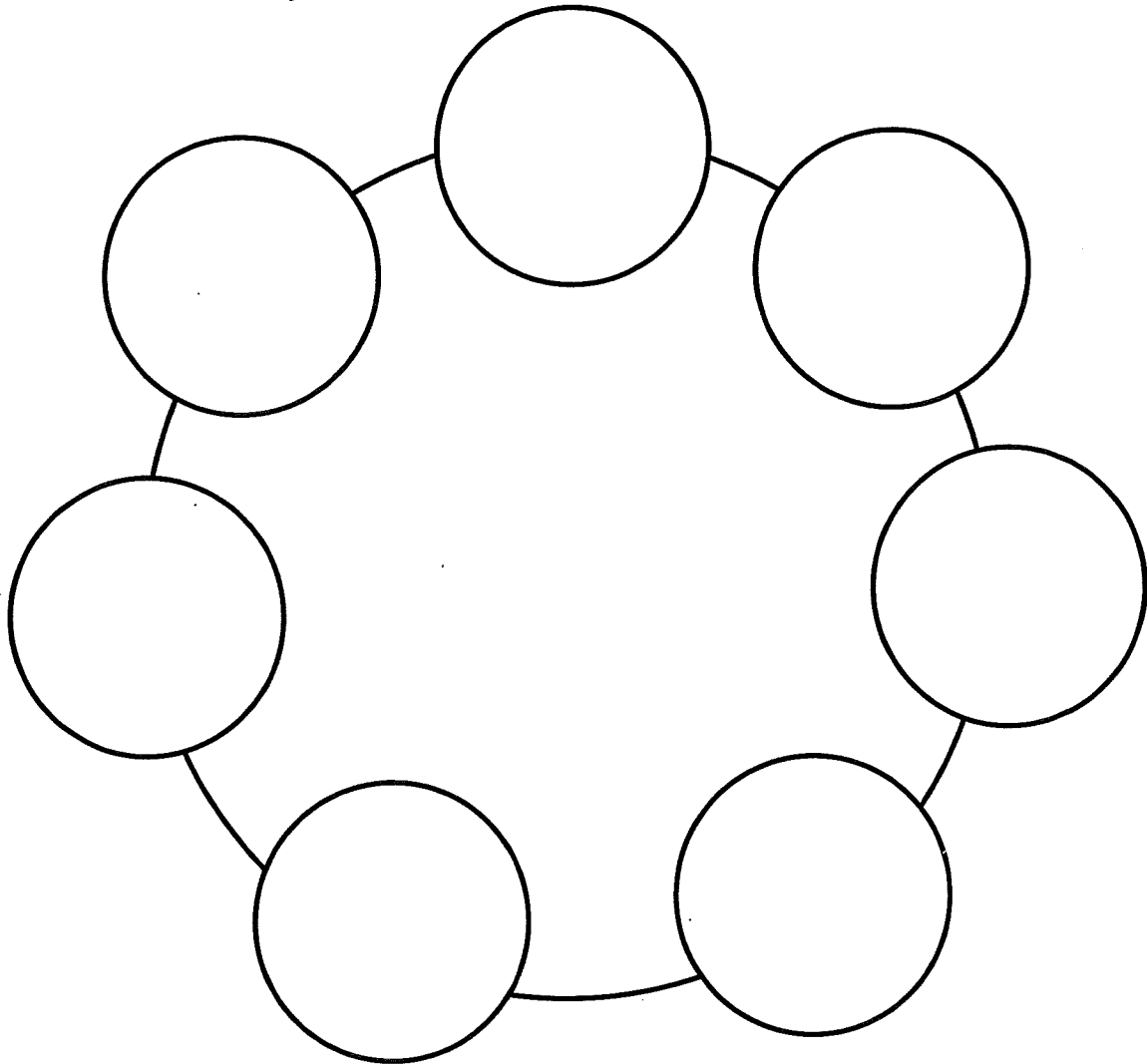
Homework Helper _____

Date _____

**Final S
Carryover**

S Story Loop

Directions: Read/say aloud each S photo-word below. Cut out the circles. Glue/tape or place any circles you wish on the story loop. Then, go around the loop and tell a story, using these S words. When you are done, mix up the words and tell another story!



Name _____

Homework Helper _____

Date _____

**Final S
Carryover**