



PAIR-UPS™

Articulation R



LinguiSystems, Inc.
3100 4th Avenue
East Moline, IL 61244

1-800-PRO IDEA
1-800-776-4332
www.linguisystems.com

© 2004
N43-2

14-04-987654321


Articulation: R

This deck of *Pair-Ups: R* targets the /r/ sound in the initial, medial, and final positions in words. There are 26 identical pairs of cards.

At first, present up to six pairs of /r/ cards at a time and make sure your students can label them and match them appropriately. Your students can use the cards to practice their articulation skills while playing games requiring matching pairs of cards, such as Go Fish and Memory. A student can say the word or say the word in a sentence, depending on the articulation goal.

Use your own judgment about the complexity of the responses to require from your students, depending on their articulation and expressive language skills.

1




radio

2



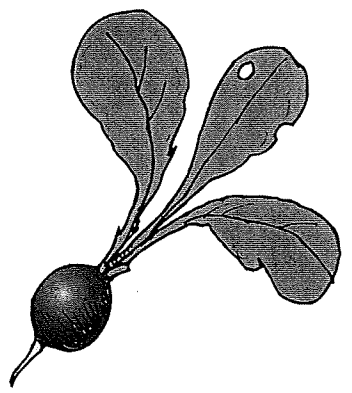
radio

3



radish

4



radish

5




read

6



read


7



rectangle



8



rectangle

9



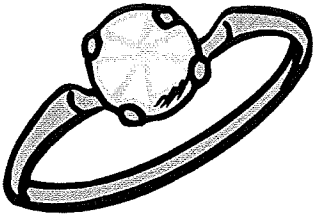
ride

10




ride

11




ring

12




ring

13




robin

14




robin

15



roof


16



roof

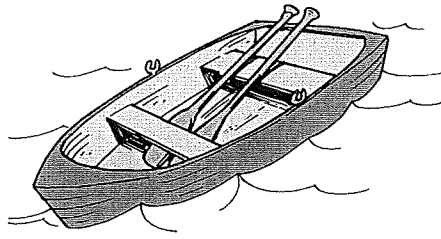


17



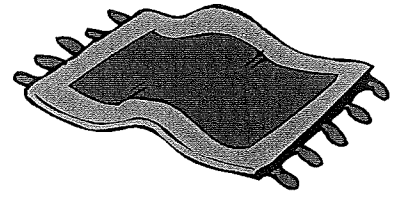
rowboat

18



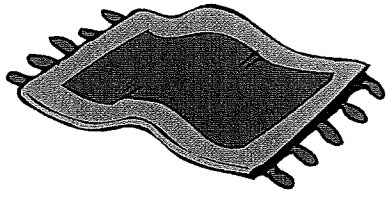
rowboat

19




rug

20



rug

21




bear

22




bear

23




car

24



car


25



deer




26




deer

27



dinosaur

28



dinosaur

29




fire

30




fire

31




flower

32




flower

33



guitar


34



guitar




35




square

36




square

37




carrot

38




carrot

39




cereal

40




cereal

41




cherry

42



cherry


43



kangaroo




44



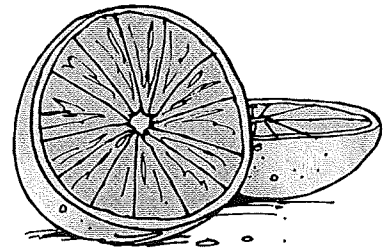
kangaroo

45



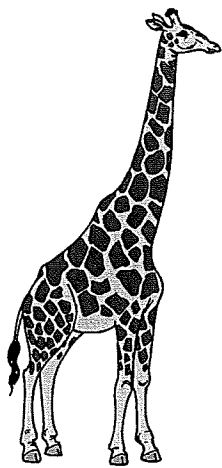
orange

46



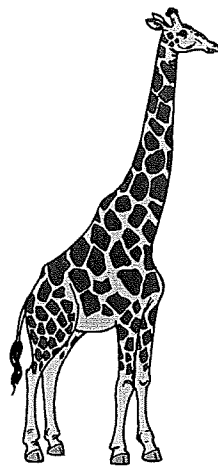
orange

47




giraffe

48




giraffe

49




parrot

50




parrot

51



submarine

52



submarine

R and R-Blends

Task A: Word Level

Repeat or read each of these words.

R: Initial - Single Syllable

raft	rim
rag	ring
rack	rink
ram	rinse
ramp	rip
ran	risk
rank	wrist
rant	rich
ranch	ride
rap	rhyme
wrapped	rind
rash	ripe
rat	rice
ray	right
raid	rod
rake	rock
rail	wrong
rain	rot
race	row
rate	robe
rave	road
raise	roll
raw	roam
red	roast
ref	wrote
wreck	rose
wren	rude
rent	roof
wrench	rule
rest	room
read	route
reef	round
real	rub
wreath	rough
reach	rug
rib	run
rid	rung
ridge	rust
rig	rush
Rick	rut

R: Initial - Multisyllable

rabbit	republic
radish	receipt
raffle	recess
racket	recycle
raccoon	review
rally	reason
Randy	ribbon
rapid	riddle
rascal	ridiculous
rattlesnake	Ricky
rabies	ripple
radio	wrinkle
railing	wristwatch
rainy	riches
rainbow	right hand
racing	writing
rating	robin
raisin	rocky
ready	rotten
reckless	robot
relative	rowboat
reptile	rodent
rescue	roll call
react	romance
reading	roaming
region	roasting
rejoice	Rosa
refill	rosebush
reflect	roofing
refund	roommate
recall	root beer
relay	royal
relax	rowdy
really	roundup
religion	rubbish
remind	ruffle
remove	rugged
renew	runway
repeat	rusty
reply	Russia

R and R-Blends

Task A: Word Level

Repeat or read each of these words.

R: Initial - Single Syllable

raft	rim
rag	ring
rack	rink
ram	rinse
ramp	rip
ran	risk
rank	wrist
rant	rich
ranch	ride
rap	rhyme
wrapped	rind
rash	ripe
rat	rice
ray	right
raid	rod
rake	rock
rail	wrong
rain	rot
race	row
rate	robe
rave	road
raise	roll
raw	roam
red	roast
ref	wrote
wreck	rose
wren	rude
rent	roof
wrench	rule
rest	room
read	route
reef	round
real	rub
wreath	rough
reach	rug
rib	run
rid	rung
ridge	rust
rig	rush
Rick	rut

R: Initial - Multisyllable

rabbit	republic
radish	receipt
raffle	recess
racket	recycle
raccoon	review
rally	reason
Randy	ribbon
rapid	riddle
rascal	ridiculous
rattlesnake	Ricky
rabies	ripple
radio	wrinkle
railing	wristwatch
rainy	riches
rainbow	right hand
racing	writing
rating	robin
raisin	rocky
ready	rotten
reckless	robot
relative	rowboat
reptile	rodent
rescue	roll call
react	romance
reading	roaming
region	roasting
rejoice	Rosa
refill	rosebush
reflect	roofing
refund	roommate
recall	root beer
relay	royal
relax	rowdy
really	roundup
religion	rubbish
remind	ruffle
remove	rugged
renew	runway
repeat	rusty
reply	Russia

R and R-Blends

Task A: Word Level, *continued*

Repeat or read each of these words.

R: Final - Single Syllable

air	tear
bear	cheer
blare	year
dare	fire
fair	choir
glare	liar
hair	tire
care	wire
Claire	or
pair	door

scare	four
spare	your
stair	lure
swear	pure
there	sure
wear	core
are	more
bar	sore
jar	score
car	tore

scar	chore
star	wore
deer	our
fear	sour
gear	burr
hear	blur
clear	fur
near	her
peer	purr
spear	whir

R: Final - Multisyllable

affair	frontier
compare	cashier
nightmare	reindeer
repair	root beer
software	mirror
unfair	nearer
guitar	wrangler
salad bar	wrapper
appear	razor
engineer	reader

register	campfire
regular	umpire
wrecker	adore
remainder	before
remember	bookstore
receiver	dinosaur
writer	explore
ruler	outdoor
runner	sophomore
entire	half-hour

R: Medial

aerobics	garage
area	giraffe
around	gorilla
arrange	hayride
arrest	hearing
arrive	hurricane
barrel	Ireland
berry	kangaroo
burro	macaroni
cafeteria	Missouri

camera	narrow
caramel	operation
caring	orange
carrot	parachute
cherry	parade
century	parent
cereal	pirate
chorus	plural
coloring	quarrel
coral	sharing

correct	siren
dairy	sorry
diary	squirrel
direction	storage
erase	surround
errand	therapy
every	tomorrow
fairy	tourist
Florida	wiring
flurry	zero

Medial R Sentences

Use the secret code to decode the sentences. Read each sentence aloud _____ times.



a 1	b 2	c 3	d 4	e 5	f 6	g 7	h 8
--------	--------	--------	--------	--------	--------	--------	--------

i 9	j 10	k 11	l 12	m 13	n 14	o 15	p 16
--------	---------	---------	---------	---------	---------	---------	---------

q 17	r 18	s 19	t 20	u 21	v 22	w 23	x 24
---------	---------	---------	---------	---------	---------	---------	---------

y 25	z 26
---------	---------

1. 20 8 5 1 9 18 16 12 1 14 5 9 19 2 9 7

2. 8 9 19 2 5 1 18 4 9 19 12 15 14 7

3. 9 12 9 11 5 3 15 18 14

4. 13 25 8 15 18 19 5 9 19 2 9 7

5. 2 9 18 4 19 5 1 20 23 15 18 13 19



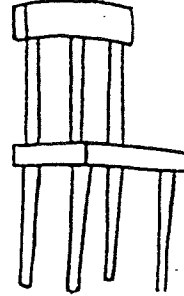

Name _____ Parent Signature _____

Speech-Language Pathologist _____

Date _____

Skill: Medial R in sentences





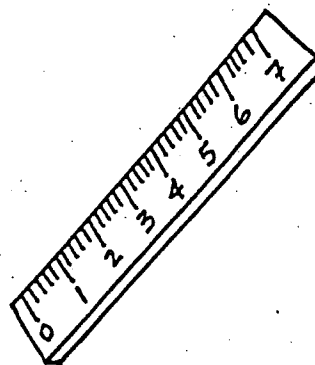




TIC TAC TOE



TIC TAC TOE: FINAL "R"

© 1995 Academic Communication Associates.









TIC TAC TOE




TIC TAC TOE: INITIAL "R"

© 1995 Academic Communication Associates.


R-TIC R-TAC R-TOE




Folding Phonemes® - R Initial



rocket



run



rocks



rake



ring


You're Right!



rug

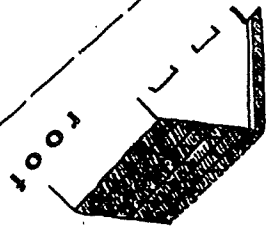
Really Great!

Say 3 More
R Words



rabbit

Try Again



roof




rain



rope



rose



radio

©Janelle Publications

Directions:

- 1) Cut along outside dotted lines.
- 2) Place face down and fold corners to center along dotted lines.
- 3) Flip over (pictures now face down) and fold corners to center.
- 4) Place 8 smaller pictures face up, fold in half horizontally, unfold horizontally and fold in half vertically.
- 5) Insert both forefingers and thumbs under the 4 larger pictures and pinch your folding phoneme closed into a pyramid shape.

Folding Phonemes® - R Final




bear



ear



fire



computer



deer

You're Right!



hammer


Really Great!

Say 3 More
R Words

Try Again



star



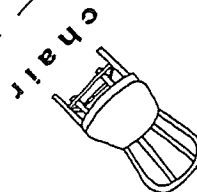
dinosaur




car



letter



chair



hamburger

©Janelle Publications

Directions:

- 1) Cut along outside dotted lines.
- 2) Place face down and fold corners to center along dotted lines.
- 3) Flip over (pictures now face down) and fold corners to center.
- 4) Place 8 smaller pictures face up, fold in half horizontally, unfold horizontally and fold in half vertically.
- 5) Insert both forefingers and thumbs under the 4 larger pictures and pinch your folding phoneme closed into a pyramid shape.

Materials Provided

Worksheet

Materials Needed

Vowel card
Copies of worksheet
Pencils

Preliminary Activity: Collecting Previous Worksheet

Say: *Let's collect your worksheets first. Remember, I'll keep the worksheets until I have six of them. You may then take your six worksheets home along with your reward. How many of you use your worksheets for practice with a family member?*

Activity 1: Producing Final "r" with Vowels

Say: *Let's use our "r" sound with my vowel card. Listen carefully to what I say and then you say it just as I did. Remember, you must have your tongue tip up toward the roof of your mouth to make a good "r" sound.*

- "a - r" (Children repeat after you)
- "e - r" (Children repeat after you)
- "i - r" (Children repeat after you)
- "o - r" (Children repeat after you)
- "u - r" (Children repeat after you)

That was very nice. Now we'll take turns, with each of you saying your "r" and vowel sounds alone after me. Who would like to go first?

- "a - r" (Child repeats after you)
- "e - r" (Child repeats after you)
- "i - r" (Child repeats after you)
- "o - r" (Child repeats after you)
- "u - r" (Child repeats after you)

Make certain each child has the opportunity to say the "r" and vowel combination independently.

Activity 2: Producing Final "r" in Words



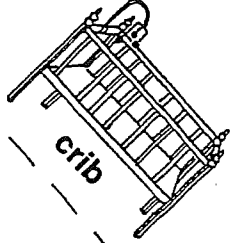







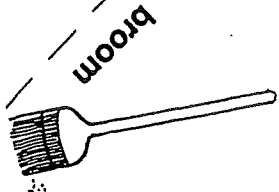

Say: *Let's say some words that end with the "r" sound. Turn your ears on and listen to how I say the word, and then you try to say it just like I did. I'll say the word first and then choose someone to say it after me. Listen carefully.*

Fire	Bear	Flower	Fair
Car	More	Bar	Door
Sore	Tear	Tore	Tower
Chair	Sour	Hair	Star
Tire	Far	Power	Four
Floor	Pour	Jar	Care

Activity 3: Producing Final "r" in Spontaneous Speech

Say: *That was very good! Now I'm going to read some sentences. I will leave off the last word of each sentence. You must tell me what word is missing. All of your answers will be words that end with the "r" sound. Remember, be sure your tongue tip is up toward the roof of your mouth before you say the "r" sound.*

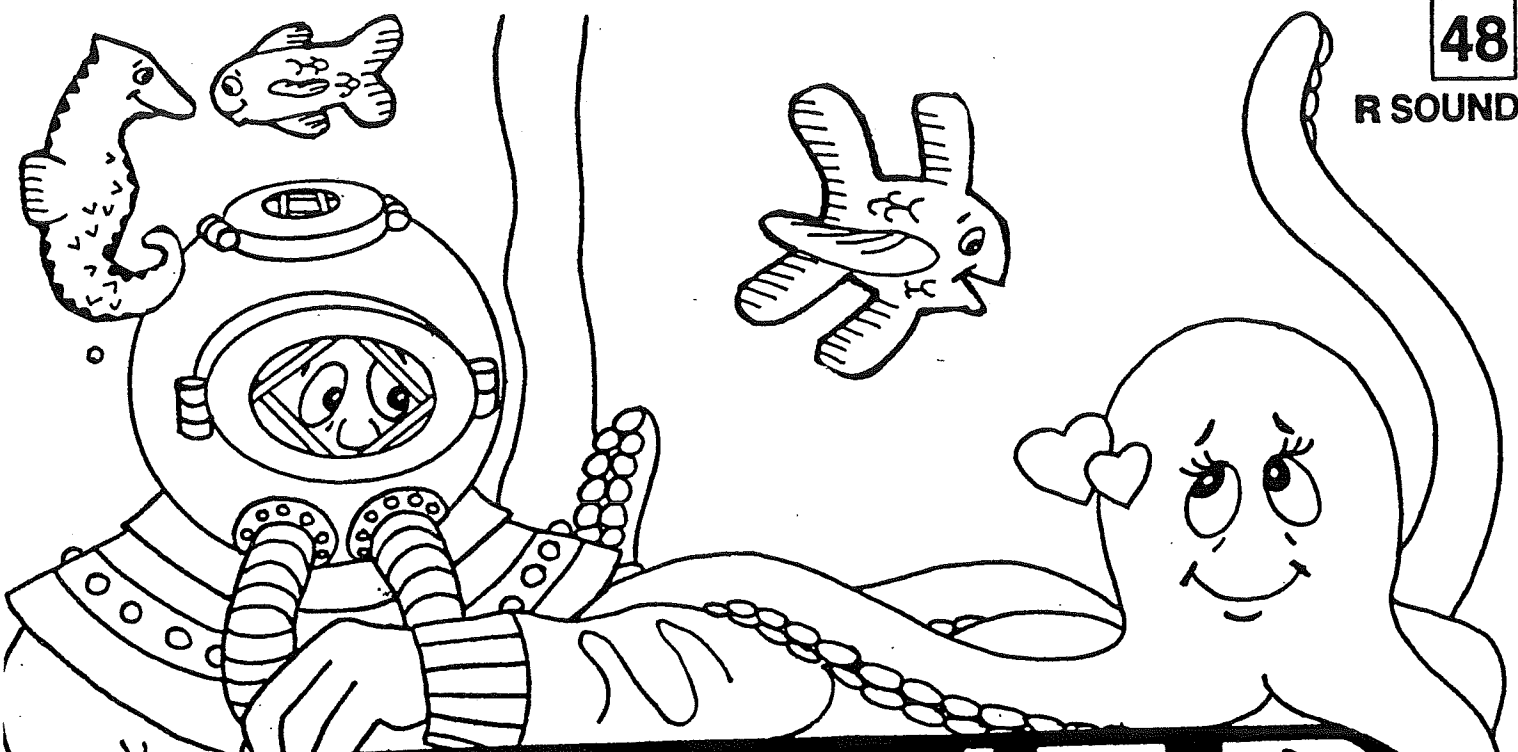
Folding Phonemes® - R Blends

 present	 bread	 crib	 truck
 train	You're a Pro		 pretzel
Try Again		Say 3 More R Words	
 dress	Great		 fries
 cry	 drink	 broom	 frog

©Janelle Publications

Directions:

- Cut along outside dotted lines.
- Place face down and fold corners to center along dotted lines.
- Flip over (pictures now face down) and fold corners to center.
- Place 8 smaller pictures face up, fold in half horizontally, unfold horizontally and fold in half vertically.
- Insert both forefingers and thumbs under the 4 larger pictures and pinch your folding phoneme closed into a pyramid shape.



D I V E R

1	You wear a watch on your _____.	A ship that goes under the water.	Answer the front _____.	We put this in a cone to eat.	Synonym for boast.
2	I love barbecued spare _____.	The month after December.	Noise some people make when they sleep. a _____.	When we sleep, we often have a _____.	An animal like an alligator.
3	To gather leaves, use a _____.	A small pet bird that sings and talks.	The opposite of less.	What you hold above you in the rain.	Another word for garbage.
4	Cousins, aunts, and uncles are your _____.	A journal we write in every day.	In the alphabet, what letter follows Q?	The opposite of wet.	Something we solve.
5	Synonym for steal.	Rub out your mistake with an _____.	We shop in a _____.	What you win at a carnival booth.	The month after March.