

4-in-1 for Initial L

Directions: Read/say aloud each L photo-word below. Then, play one of the suggested games. As you take each turn, follow the directions checked below.


- Word:** Say each L photo-word using your good L sound.
- Phrase:** Say each L photo-word in the phrase "a ___ card."
- Sentence:** Say each L photo-word in the sentence "I have a ___ card."

Tic-Tac-Toe - Players mark L photo-words with **X**'s and **O**'s. Three in a row wins!


Lotto - Helper calls out L photo-words and player(s) cover(s) them with tokens/chips.

Cards - Cut out the L photo-words. Use them as flashcards.


Memory - Make an extra copy, cut out photos, and play matching/memory games.



lion



lunch




lock




lemon



leaves




ladybug



lizard



lighthouse



lobster

Name _____

Homework Helper _____



Date _____

Initial L

Layers of Leaves

Directions: Read/say aloud each L photo-word below. Cut out the leaves. As you glue/tape or place each leaf in the basket, follow the directions checked (✓) below.

- Word:** Say each L photo-word using your good L sound.
- Phrase:** Say each L photo-word in the phrase "a ___ leaf."
- Sentence:** Say each L photo-word in the sentence "I picked up the ___ leaf."



Name _____

Homework Helper _____

Date _____

Initial L

Who Said That?

Directions: Read/say aloud each L photo-word below. Read each statement in the middle and ask, “**Who said that?**” As you draw a line from each statement to the correct picture, follow the directions checked (✓) below.

- Word:** Say each L photo-word using your good L sound.
- Phrase:** Say each L photo-word in the phrase “my ___.”
- Sentence:** Say each L photo-word in the sentence “ ___ said that.”




lighthouse

“I love to roar.”




leaves

“Put me in your tea.”



ladybug

“Be careful of my claws.”




lunch

“My bright light guides ships.”




lemon

“Turn the knob to open me.”



lobster

“I change into many colors.”



lock

“I am red with black dots.”



lion

“You eat me in the middle of the day.”

Name _____

Homework Helper _____

Date _____

Initial L

Leapin' Lizards and Leopards

Directions: Read/say aloud each L photo-word below. Cut out the markers. Flip a coin (heads = 1, tails = 2) to determine how many spaces to move. As you move, follow the directions checked (✓) below.

- Word:** Say each L photo-word using your good L sound.
- Phrase:** Say each L photo-word in the phrase "leaping ___."
- Sentence:** Say each L photo-word in the sentence "I landed on ___."

Name _____

Homework Helper _____

Date _____


Initial L

Secret L Word

Directions: Read/say aloud each L photo-word below. Using the Word Bank for clues, complete each sentence. As you write each answer, follow the directions checked (✓) below. Then, write and say the Secret Word.

- Word:** Say each L photo-word using your good L sound.
- Phrase:** Say each L photo-word in the phrase "secret ___."
- Sentence:** Say each L photo-word as you read each complete sentence.

Word Bank



Answers on page 38.

1. She cut the sour _____ .
2. Mary had a little _____ .
3. The man opened the door for the _____ .
4. I fell down and hurt my _____ .
5. A big cat with black spots is a _____ .
6. She wears red _____ .

Secret Word:

<input type="checkbox"/>	<input type="checkbox"/>	<input type="checkbox"/>	<input type="checkbox"/>	<input type="checkbox"/>	<input type="checkbox"/>
1	2	3	4	5	6

Name _____

Homework Helper _____

Date _____

Initial L

Ladder Letters

Directions: Read/say aloud each L photo-word. Then, unscramble each word on the ladder. As you write each answer in the blanks, follow the directions checked (✓) below.

- Word:** Say each L photo-word using your good L sound.
- Phrase:** Say each L photo-word in the phrase “___ ladder.”
- Sentence:** Say each L photo-word in the sentence “The ladder is ___.”



leopard



lipstick



luggage



loaf



lamb



lime

1. gagleug _ _ _ _ _
2. afol _ _ _ _
3. eilm _ _ _ _
4. pedlaro _ _ _ _ _
5. piklcsti _ _ _ _ _
6. balm _ _ _ _

Name _____

Homework Helper _____

Date _____

Initial L

Look & Listen

Directions: Read/say aloud each L photo-word below. Then, read each question. As you answer the questions using the Word Bank, follow the directions checked (✓) below.

- Word:** Say each L photo-word using your good L sound.
- Phrase:** Say each L photo-word in the phrase "mark ____."
- Sentence:** Say each L photo-word in the sentence "I marked the ____."

1. What do you pack before going on a trip? (Circle me.)
2. What is green and sour? (Draw an X on me.)
3. Who won a trophy for jumping? (Draw a box around me.)
4. What do you climb to reach something up high? (Draw a line under me.)
5. What is another name for a woman? (Draw a star on me.)
6. What do girls wear on their lips? (Circle me.)
7. What do you call a young sheep? (Draw an X on me.)
8. What animal has black spots? (Draw a line under me.)

Word Bank



lipstick




long jumper




leopard




ladder



luggage



lamb



lime



lady

Name _____

Homework Helper _____

Date _____


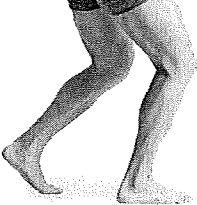







Initial L

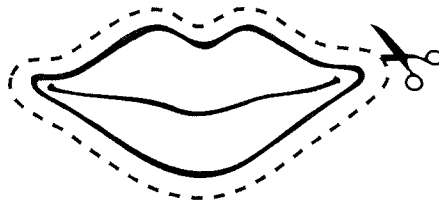
Hide the Lips

Directions: Read/say aloud the L photo-words. Cut out the cards and the lips. Place photos face up. Helper hides the lips under a card. Player(s) try to find the lips. Each time player picks up a picture, he/she follows the directions checked (✓) below. First player to find the lips wins!

- Word:** Say each L photo-word using your good L sound.
- Phrase:** Say each L photo-word in the phrase "under ____."
- Sentence:** Say each L photo-word in the sentence "Are the lips under the ____?"



 long jumper	 legs	 ladder
 luggage	 lamb	 loaf
 lime	 leopard	 lipstick



Name _____

Homework Helper _____

Date _____

Initial L

4-in-1 for Medial L

Directions: Read/say aloud each L photo-word below. Then, play one of the suggested games. As you take each turn, follow the directions checked (✓) below.


- Word:** Say each L photo-word using your good L sound.
- Phrase:** Say each L photo-word in the phrase "A(n) ___ card."
- Sentence:** Say each L photo-word in the sentence "I have a(n) ___ card."

Tic-Tac-Toe - Players mark L photo-words with **X**'s and **O**'s. Three in a row wins!


Lotto - Helper calls out L photo-words and player(s) cover(s) them with tokens/chips.

Cards - Make a copy of L photo-words and cut them out. Use photos as flashcards.


Memory - Make extra copies of L photo-words and play matching/memory games.



elephant




tulips



helicopter




umbrella



jelly beans



gorilla



caterpillar



jack-o'-lantern



pilgrims

Name _____

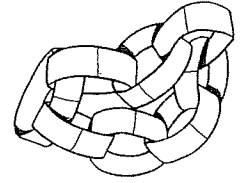
Homework Helper _____

Date _____

Medial L







L Paper Chain

Directions: Read/say aloud each L photo-word below. Cut out the word strips. Turn them face down. Pick up a strip, and follow the directions checked (✓) below. When you are done, staple/glue the strips together to make a chain link.



- Word:** Say each L photo-word using your good L sound.
- Phrase:** Say each L photo-word in the phrase “__ chain.”
- Sentence:** Say each L photo-word in the sentence “The __ is/are on my chain.”



Glue	<p>jelly beans</p> 	Glue
Glue	<p>caterpillar</p> 	Glue
Glue	<p>umbrella</p> 	Glue
Glue	<p>gorilla</p> 	Glue
Glue	<p>helicopter</p> 	Glue
Glue	<p>tulips</p> 	Glue

Name _____

Homework Helper




Date _____

Medial L

Give Me an L

Directions: Read/say aloud each L photo-word below. Cut out the pom-poms. As you glue/tape or place the pom-poms by the cheerleader, follow the directions checked (✓) below.

- Word:** Say each L photo-word using your good L sound.
- Phrase:** Say each L photo-word in the phrase “___ pom-pom.”
- Sentence:** Say each L photo-word in the sentence “Catch the ___ pom-pom.”



Name _____

Homework Helper _____


Date _____

Medial L


Missing Vowel for L

Directions: Read/say aloud each L photo-word below. Spell each word correctly by writing an "E" or an "I" in the blank.


- Word:** Say each L photo-word using your good L sound.
- Phrase:** Say each L photo-word in the phrase "vowel in ___."
- Sentence:** Say each L photo-word in the sentence "I found a missing vowel in ___."




el__phant




p__lgrims



hel__copter



gor__lla




j__lly beans



umbr__lla



caterp__llar



tul__ps

Name _____

Homework Helper _____

Date _____

Medial L

Classify It

Directions: Read/say aloud each L photo-word. Write an N below the noisy items and an E below the items you eat. Then follow the directions checked (✓) below.

- Word:** Say each L photo-word using your good L sound.
- Phrase:** Say each L photo-word in the phrase "N/E for ___."
- Sentence:** Say each L photo-word in the sentence "My ___ is/are in the right category."

N	E
Things that make noise.	Things that you eat.




chocolate




cheerleaders




broccoli



xylophone



salad



telephone

Name _____

Homework Helper _____


Date _____

Medial L


L Crossword Fun

Directions: Read/say aloud the L photo-words below. Use the words and the clues to complete the crossword puzzle. Then, follow the directions checked (✓) below.


- Word:** Say each L photo-word using your good L sound.
- Phrase:** Say each L photo-word in the phrase “___ across/down.”
- Sentence:** Say each L photo-word in the sentence “It is the ___.”




broccoli



telephone




family



chocolate



galoshes



alligator

Across

1. A type of ice cream.
2. A green vegetable.
3. A large lizard-like animal.

Down

4. It rings and you answer it.
5. Rain boots.
6. Brother, sister, mother, father.

Name _____

Homework Helper _____

Date _____

Medial L

L Analogies

Directions: Read/say aloud the L photo-words below. Read each analogy and fill in the correct answer from the Word Bank. Then, follow the directions checked (✓) below.


- Word:** Say each L photo-word using your good L sound.
- Phrase:** Say each L photo-word in the phrase "is to ____."
- Sentence:** Say each L photo-word as you read each complete sentence below.

1. Hands are to mittens as feet are to _____.
2. Listening is to radio as talking is to _____.
3. Orange juice is to orange as hot cocoa is to _____.
4. Microphones are to singers as pom-poms are to _____.
5. Cabbage is to slaw as lettuce is to _____.
6. Jungle is to tiger as swamp is to _____.
7. Fruit is to apple as vegetable is to _____.
8. Elephants are to herd as people are to _____.

Word Bank




alligator




telephone




cheerleaders




broccoli



salad



chocolate



family



galoshes

Answers on page 38.

Name _____

Homework Helper _____


Date _____

Medial L

L Puzzle Crossover

Directions: Read/say aloud the L photo-words below. As you draw a line from each photo-word to the word on the right that best goes with it, follow the directions checked (✓) below.

- Word:** Say each L photo-word using your good L sound.
- Phrase:** Say each L photo-word in the phrase “___ puzzle.”
- Sentence:** Say each L photo-word in the sentence “Put together the ___ puzzle.”

 chocolate
 salad
 galoshes
 xylophone
 alligator
 telephone

lettuce
crocodile
numbers
rain
ice cream
music

Name _____

Homework Helper _____

Date _____

Medial L

4-in-1 for Final L

Directions: Read/say aloud each L photo-word. Then, play one of the suggested games. As you take each turn, follow the directions checked (✓) below.

- Word:** Say each L photo-word using your good L sound.
- Phrase:** Say each L photo-word in the phrase "a ___ card."
- Sentence:** Say each L photo-word in the sentence "I have a ___ card."

Tic-Tac-Toe - Players mark L photo-words with **X**'s and **O**'s. Three in a row wins!

Lotto - Helper calls out L photo-words and player(s) cover(s) them with tokens/chips.

Cards - Make copy of the L photo-words and cut them out. Use photos as flashcards.


Memory - Make two copies of L photo-words and play matching/memory games.




seal



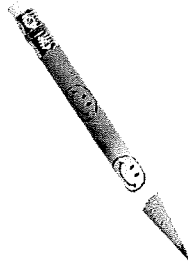
doll




whale




apple



pencil




pinwheel



beach ball



squirrel



windmill

Name _____

Homework Helper _____


Date _____

Final L

Fill the L Bowl

Directions: Read/say aloud each L photo-word below. Cut out the cereal below. As you glue/tape or place each piece of cereal in the bowl, follow the directions checked (✓) below.

- Word:** Say each L photo-word using your good L sound.
- Phrase:** Say each L photo-word in the phrase “___ in the bowl.”
- Sentence:** Say each L photo-word in the sentence “The ___ is in the bowl.”



Name _____

Homework Helper _____








Date _____

Final L

Glue the Tail on the Mule

Directions: Read/say aloud each L photo-word below. Cut out each tail. Then, decide if each photo-word is one syllable (1), or two syllables (2). As you glue/tape or place each tail on the correct mule, follow the directions checked (✓) below.

- Word:** Say each L photo-word using your good L sound.
- Phrase:** Say each L photo-word in the phrase “___ mule.”
- Sentence:** Say each L photo-word in the sentence “___ has one/two syllable(s).”



Name _____

Homework Helper _____

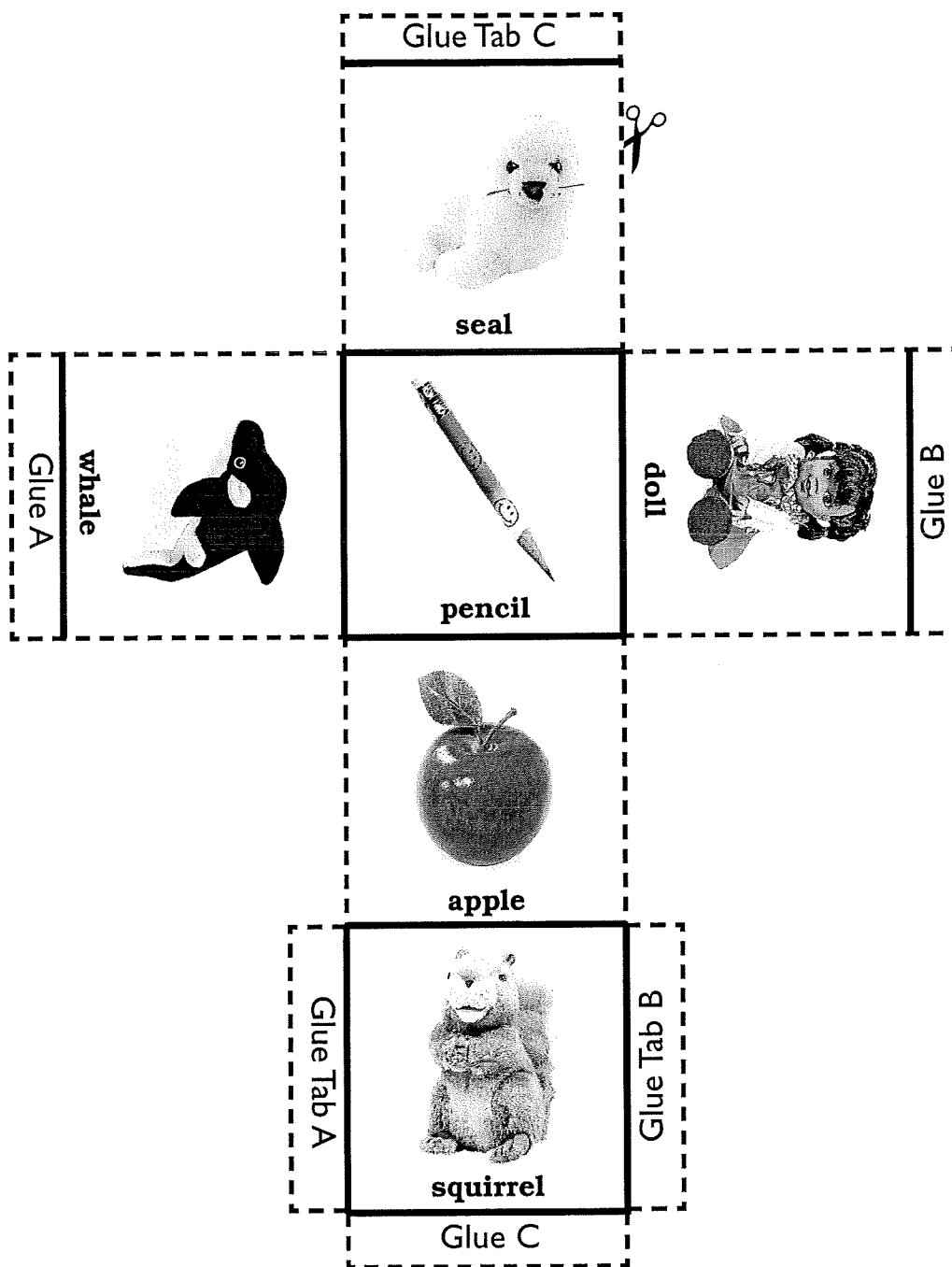
Date _____

Final L

Roll the L Cube

Directions: Read/say aloud each L photo-word below. Assemble the cube: Glue onto construction paper if desired. Cut along the dotted lines. Fold on solid lines and glue. To play, toss the cube. As it lands with a photo-word face up, follow the directions checked (✓) below.

- Word:** Say each L photo-word using your good L sound.
- Phrase:** Say each L photo-word in the phrase “___ side.”
- Sentence:** Say each L photo-word in the sentence “It landed on ___.”



Name _____

Homework Helper _____

Date _____


Final L

L Sound Play


Directions: Read/say aloud each L photo-word. Then, next to each word listed below, write the photo-word that has the same sound at the beginning. As you write, follow the directions checked (✓) below.

- Word:** Say each L photo-word using your good L sound.
- Phrase:** Say each L photo-word in the phrase "the ___."
- Sentence:** Say each L photo-word in the sentence "The answer is ___."

Word Bank




cereal



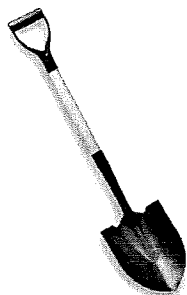
rattle




owl




tricycle



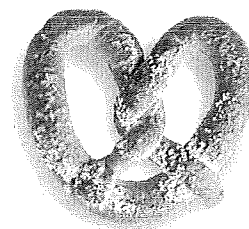
shovel



camel



whistle



pretzel

- | | |
|----------------|--------------------|
| 1. coal _____ | 5. shell _____ |
| 2. trail _____ | 6. wheel _____ |
| 3. rail _____ | 7. preschool _____ |
| 4. out _____ | 8. sail _____ |

Name _____

Homework Helper _____


Date _____

Final L

L Word Search

Directions: Read/say aloud each L photo-word below. Complete each phrase below, using the photo-words for clues. As you find and circle each answer in the puzzle, follow the directions checked (✓) below.

- Word:** Say each L photo-word using your good L sound.
- Phrase:** Say each L photo-word in the phrase "find _____."
- Sentence:** Say each L photo-word in the sentence "I found _____."




tricycle



seashell



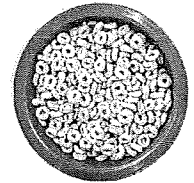
whistle




pretzel




Answers on page 38.




cereal



rattle



shovel



camel

1. A bowl of c_____.
2. Blow the w_____.
3. The baby's r_____.
4. Ride the t_____.
5. Dig with the s_____.
6. Feed the c_____.
7. Find the s_____.
8. Eat the p_____.

Name _____

Homework Helper _____

Date _____

Final L

Word in an L Word


Directions: Read/say aloud each L photo-word on the left. Then, read the clues and find a word inside each photo-word (dice-ice). As you write the "inside" word on each line, follow the directions checked (✓) below.

Word: Say each L photo-word using your good L sound.

Phrase: Say each L photo-word in the phrase "(inside word) in ____."

Sentence: Say each L photo-word in the sentence "The word ____ is in ____."

1. An animal that is similar to a mouse is a _____.




rattle

2. The opposite of hers is _____.



whistle

3. Not fake, but _____.



cereal

4. A turtle has a _____.




seashell

5. Another word for push is _____.



shovel

6. Today I come. Yesterday I _____.



camel

Name _____

Homework Helper _____

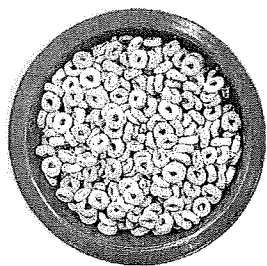
Date _____

Final L

L Mirror Image

Directions: Hold this page up to a mirror. Read aloud the words that appear. As you write each word correctly on the line, follow the directions checked (✓) below.


- Word:** Say each L photo-word using your good L sound.
- Phrase:** Say each L photo-word in the phrase "see _____."
- Sentence:** Say each L photo-word in the sentence "I see a(n) _____."



whistle _____

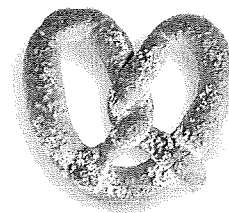
rattle _____

camel _____



cereal _____


shovel _____



seashell _____

owl _____

pretzel _____



Name _____

Homework Helper _____

Date _____

Final L

L Circle, Draw, and Say


Directions: Read/say aloud each L photo-word below. Then, read the sentences. Circle one picture to complete each sentence. Then tell the whole story using your good L sound.

In a land long ago, there lived a...




lizard.

or



lion.

He went to the lake to see a...




lobster.

or



lighthouse.

One day, he was eating a large...




lunch.

or



lemon.

and laughed when the clouds looked like a...



ladybug.

or



lock.

Name _____

Homework Helper _____


Date _____

**Initial L
Carryover**


Lucky Lance

Directions: Read/say aloud the L photo-words below. Then, finish the story. Use at least five words from the Word Bank in the story. Then, read/say the story aloud, using your good L sound.

Word Bank




lime



lipstick



lion



leopard




legs



lady



loaf



lamb

Left-handed Lance was always lucky. One day he opened his locker and found...

Name _____

Homework Helper _____


Date _____

**Initial L
Carryover**


L Same and Different

Directions: Read/say aloud the L photo-words below. Then, tell how each of the words in the word pairs below are the same and how they are different. Use your good L sound!

1.



broccoli




salad

2.




cheerleaders

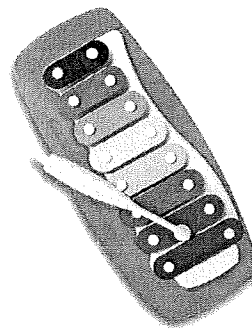


family

3.



telephone



xylophone

Name _____

Homework Helper _____

Date _____


**Medial L
Carryover**

L Conversation Strips

Directions: Read/say aloud the L photo-words below. Then, cut apart the strips and place them face down. Choose a strip and answer each question using at least five sentences in your answer. For more L fun, choose another strip.



You find a magical



(xylophone). What happens when you play it?

Your




(family) wins a million dollars. What happens next?

Ally




(alligator) visited your town. Tell me what you did.

Make up a television commercial for a new kind of tastes like chocolate.



(broccoli) that

Describe how you would make a silly



(salad).

Name _____


Homework Helper _____

Date _____



**Medial L
Carryover**

Silly L Story


Directions: Read/say aloud each L photo-word. Then, cut out the pictures. Place them face down. Choose a picture and glue/tape or place it in an open space in the story. After all pictures are placed in the story, read your Silly Story, using your good L sound.

It's show-and-tell day at school! My friend, Bill, brought in a . Gail

told a tale about her favorite . Neil and Kyle showed a small

. I smiled when Nell told about her silly . Dale

showed a picture of his swell . But the best of all was my pet snail

and his magical !



seal



whale



beach ball



doll



pinwheel



squirrel

Name _____





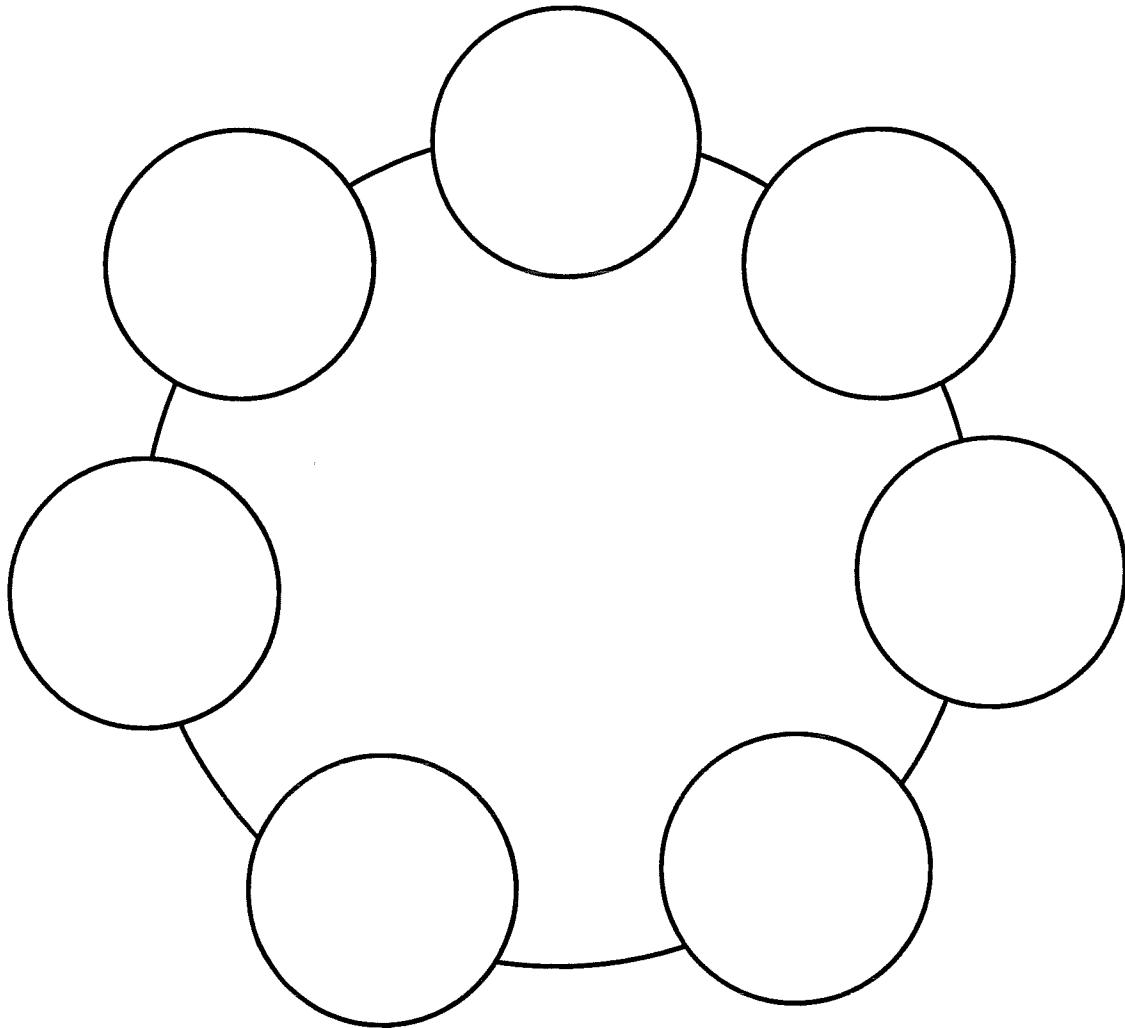
Homework Helper _____

Date _____

**Final L
Carryover**

Story Loop for L

Directions: Read/say aloud the L photo-words below. Cut out the circles. Glue/tape or place any circles you wish on the story loop. Then, go around the loop and tell a story, using these L words. When you are done, mix up the words and tell another story!



Name _____

Homework Helper _____

Date _____

**Final L
Carryover**