

4-in-1 for Initial G

Directions: Read/say aloud each G photo-word below. Then, play one of the suggested games. As you take each turn, follow the directions checked (✓) below.

- Word:** Say each G photo-word using your good G sound.
- Phrase:** Say each G photo-word in the phrase "a ___ card."
- Sentence:** Say each G photo-word in the sentence "I have a ___ card."

Tic-Tac-Toe - Players mark G photo-words with **X**'s and **O**'s. Three in a row wins!

Lotto - Helper calls out G photo-words and player(s) cover(s) them with tokens/chips.

Cards - Cut out the G photo-words. Use them as flashcards.

Memory - Make an extra copy, cut out photos, and play matching/memory games.



| | | |
|---|--|--|
|  <p>girl</p> |  <p>guitar</p> |  <p>gum</p> |
|  <p>gorilla</p> |  <p>gift</p> |  <p>golfer</p> |
|  <p>gold</p> |  <p>gardener</p> |  <p>ghost</p> |

Name _____

Homework Helper _____


Date _____

Initial G

Give a Gift

Directions: Read/say aloud each G photo-word below. Then, cut them out. As you glue/tape or place each present on the table, follow the directions checked (✓) below.

- Word:** Say each G photo-word using your good G sound.
- Phrase:** Say each G photo-word in the phrase "a ___ gift."
- Sentence:** Say each G photo-word in the sentence "I gave a ___ gift."



Name _____

Homework Helper _____

Date _____

Initial G

Who Said That?

Directions: Read/say aloud each G photo-word below. Read each statement in the middle and ask, "Who said that?" As you draw a line from each statement to the correct picture, follow the directions checked (✓) below.

- Word:** Say each G photo-word using your good G sound.
- Phrase:** Say each G photo-word in the phrase "my ___."
- Sentence:** Say each G photo-word in the sentence "___ said that."




gardener

"I'm sticky."



guitar

"I keep your feet dry."



gold

"I'm a shiny metal!"




gift

"I like to plant flowers."



galoshes

"I say, 'Boo!'"



gum

"I play music."



ghost

"You unwrap me."



golfer

"I swing a club."

Name _____

Homework Helper _____

Date _____

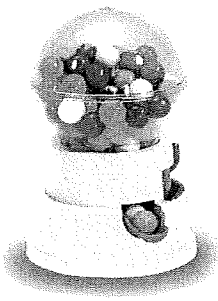
Initial G

G Listen and Follow

Directions: Read/say aloud each G photo-word below. Use the photo-words for clues. As you answer each question, follow the directions checked (✓) below.

- Word:** Say each G photo-word using your good G sound.
- Phrase:** Say each G photo-word answer in the phrase "mark ____."
- Sentence:** Say each G photo-word answer in the sentence "I marked the ____."

1. Who grows flowers? (Circle it.)
2. What can you chew? (Underline it.)
3. What is a musical instrument? (Draw a line through it.)
4. Who hits a hole in one? (Draw a star on it.)
5. What are boots that go over shoes? (Draw an "X" on it.)
6. What is at the end of a rainbow? (Draw a square around it.)



gum




golfer




gardener



galoshes



guitar



gold

Name _____

Homework Helper _____

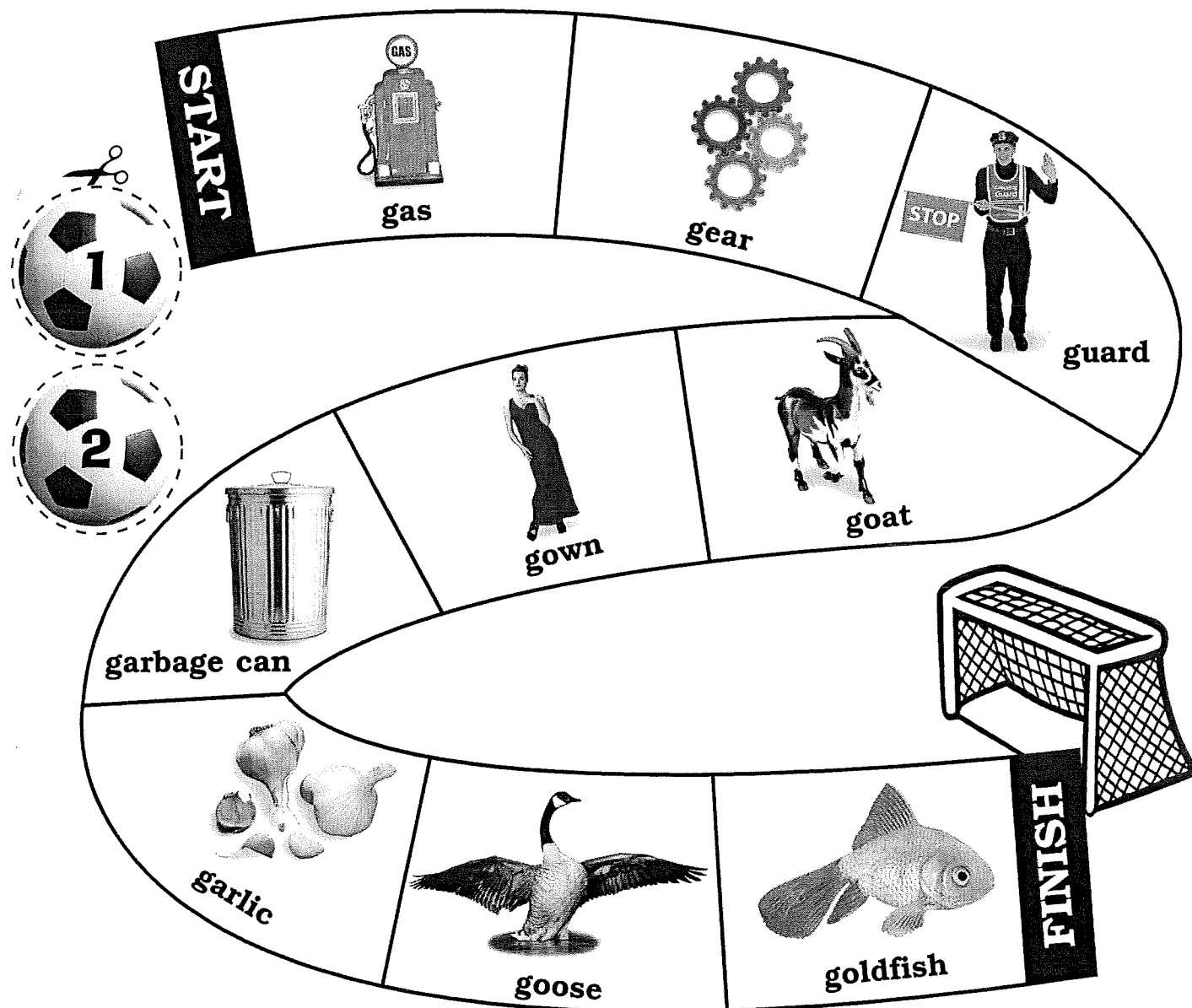
Date _____

Initial G

Get a Goal

Directions: Read/say aloud each G photo-word below. Then, cut out the markers. Flip a coin (heads = 1, tails = 2) to determine how many spaces to move. As you move along the board, follow the directions checked (✓) below.

- Word:** Say each G photo-word using your good G sound.
- Phrase:** Say each G photo-word in the phrase “___ space.”
- Sentence:** Say each G photo-word in the sentence, “I landed on ___.”



Name _____

Homework Helper _____



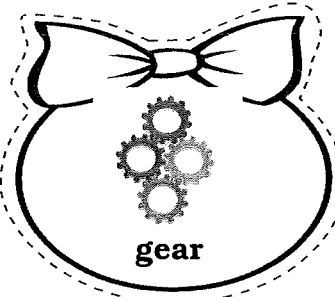



Date _____

Initial G

Girl or Gift?

Directions: Read/say aloud each G photo-word below. Then, cut out the bows. As you glue/tape or place each bow on the girl or gift, follow the directions checked (✓) below.

- Word:** Say each G photo-word using your good G sound.
- Phrase:** Say each G photo-word in the phrase “__ on a girl/gift.”
- Sentence:** Say each G photo-word in the sentence “Put (a) __ on a girl/gift.”



Name _____

Homework Helper _____

Date _____

Initial G

Circle One


Directions: Read/say aloud each G photo-word below. Then, read each statement. As you draw a circle around each correct answer, follow the directions checked (✓) below.

- Word:** Say each G photo-word using your good G sound.
- Phrase:** Say each G photo-word in the phrase "circle ___."
- Sentence:** Say each G photo-word in the sentence "I circled ___."

1. Circle the place you put trash.



goal




garbage can

2. Circle the fancy dress.



gown



goldfish

3. Circle the animal with horns.



goat




garlic

4. Circle the liquid that you put in a car.



gas



gear

5. Circle the bird that honks.



goose



guard

Name _____

Homework Helper _____







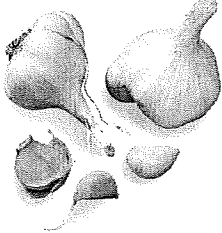


Date _____


Initial **G**

Hide the Gold

Directions: Read/say aloud each G photo-word below. Cut out the cards and the gold. Place photos face up. Helper hides the gold under a card. Player tries to find it. Each time player points to a photo, he/she follows the directions checked (✓) below. First player to find the gold wins!

- Word:** Say each G photo-word using your good G sound.
- Phrase:** Say each G photo-word in the phrase "under ___."
- Sentence:** Say each G photo-word in the sentence "Is the gold under the ___?"

| | | |
|--|---|--|
|  gas |  goal |  gear |
|  guard |  gown |  garbage can |
|  garlic |  goose |  goldfish |



Name _____

Homework Helper _____

Date _____

Initial G

4-in-1 for Medial G

Directions: Read/say aloud each G photo-word below. Then, play one of the suggested games. As you take each turn, follow the directions checked (✓) below.

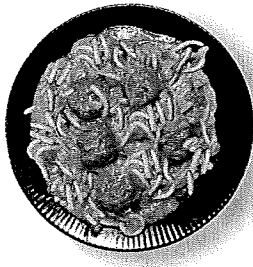
- Word:** Say each G photo-word using your good G sound.
- Phrase:** Say each G photo-word in the phrase "a/an ___ card."
- Sentence:** Say each G photo-word in the sentence "I have a/an ___ card."

Tic-Tac-Toe - Players mark G photo-words with **X**'s and **O**'s. Three in a row wins!

Lotto - Helper calls out G photo-words and player(s) cover(s) them with tokens/chips.

Cards - Cut out the G photo-words. Use photos as flashcards.


Memory - Make an extra copy, cut out photos, and play matching/memory games.




spaghetti




kangaroo



piggy bank




hamburger




tiger



jogger



alligator



eggs



singer

Name _____

Homework Helper _____


Date _____

Medial G

Hamburger Cookout

Directions: Read/say aloud each G photo-word below. Cut out the hamburgers. As you glue/tape or place the hamburgers on the grill, follow the directions checked (✓) below.

- Word:** Say each G photo-word using your good G sound.
- Phrase:** Say each G photo-word in the phrase “___ hamburger.”
- Sentence:** Say each G photo-word in the sentence “My hamburger has the ___ in it.”



Name _____

Homework Helper _____





Date _____

Medial G

Color the Eggs!

Directions: Read/say aloud each G photo-word below. Then, color the egg matching each color with its number. As you color, follow the directions checked (✓) below.

- Word:** Say each G photo-word using your good G sound.
- Phrase:** Say each G photo-word in the phrase "a/an ___ egg."
- Sentence:** Say each G photo-word in the sentence "I colored a/an ___ egg."



Name _____

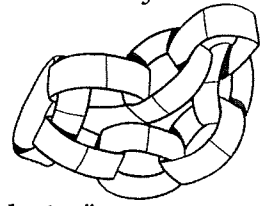
Homework Helper _____

Date _____







Medial G

G Paper Chain

Directions: Read/say aloud each G photo-word below. Cut out the word strips. Turn them face down. Pick up a strip, and follow the directions checked (✓) below. When you are done, staple/glue the strips together to make a chain link.



- Word:** Say each G photo-word using your good G sound.
- Phrase:** Say each G photo-word in the phrase “__ chain.”
- Sentence:** Say each G photo-word in the sentence “__ is/are on my chain.”

| | | |
|------|---|------|
| Glue | <p>eggs</p>  | Glue |
| Glue | <p>alligator</p>  | Glue |
| Glue | <p>tiger</p>  | Glue |
| Glue | <p>piggy bank</p>  | Glue |
| Glue | <p>spaghetti</p>  | Glue |
| Glue | <p>jogger</p>  | Glue |

Name _____

Homework Helper _____

Date _____

Medial G

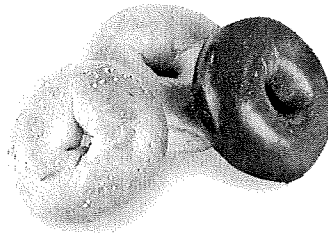
Classify It

Directions: Read/say aloud each G photo-word below. As you draw a line from each photo-word to the correct category, follow the directions checked (✓) below.


- Word:** Say each G photo-word using your good G sound.
- Phrase:** Say each G photo-word in the phrase "the ___."
- Sentence:** Say each G photo-word in the sentence "___ is in the right category."



sugar



bagel




merry-go-round

| | |
|-------------|---------------|
| Food | Things |
|-------------|---------------|



asparagus



luggage



wagon

Name _____

Homework Helper _____



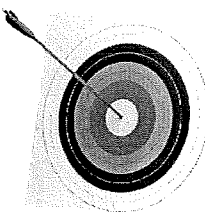
Date _____

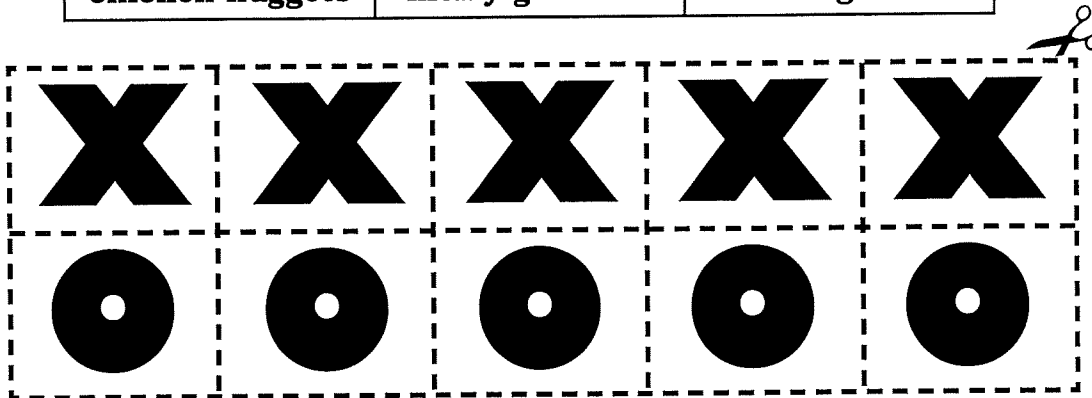
Medial G

G Tic-Tac-Toe

Directions: Read/say aloud each G photo-word below. Cut out each **X** and **O** below. Have each player choose an **X** or **O**. As players take turns covering the photo-words with an **X** or **O**, follow the directions checked (✓) below.

- Word:** Say each G photo-word using your good G sound.
- Phrase:** Say each G photo-word in the phrase “ ___ answer”
- Sentence:** Say each G photo-word in the sentence “My answer is ___.”

| | | |
|--|---|--|
|  <p>wagon</p> |  <p>asparagus</p> |  <p>lifeguard</p> |
|  <p>luggage</p> |  <p>sugar</p> |  <p>bagel</p> |
|  <p>chicken nuggets</p> |  <p>merry-go-round</p> |  <p>target</p> |



Name _____

Homework Helper _____

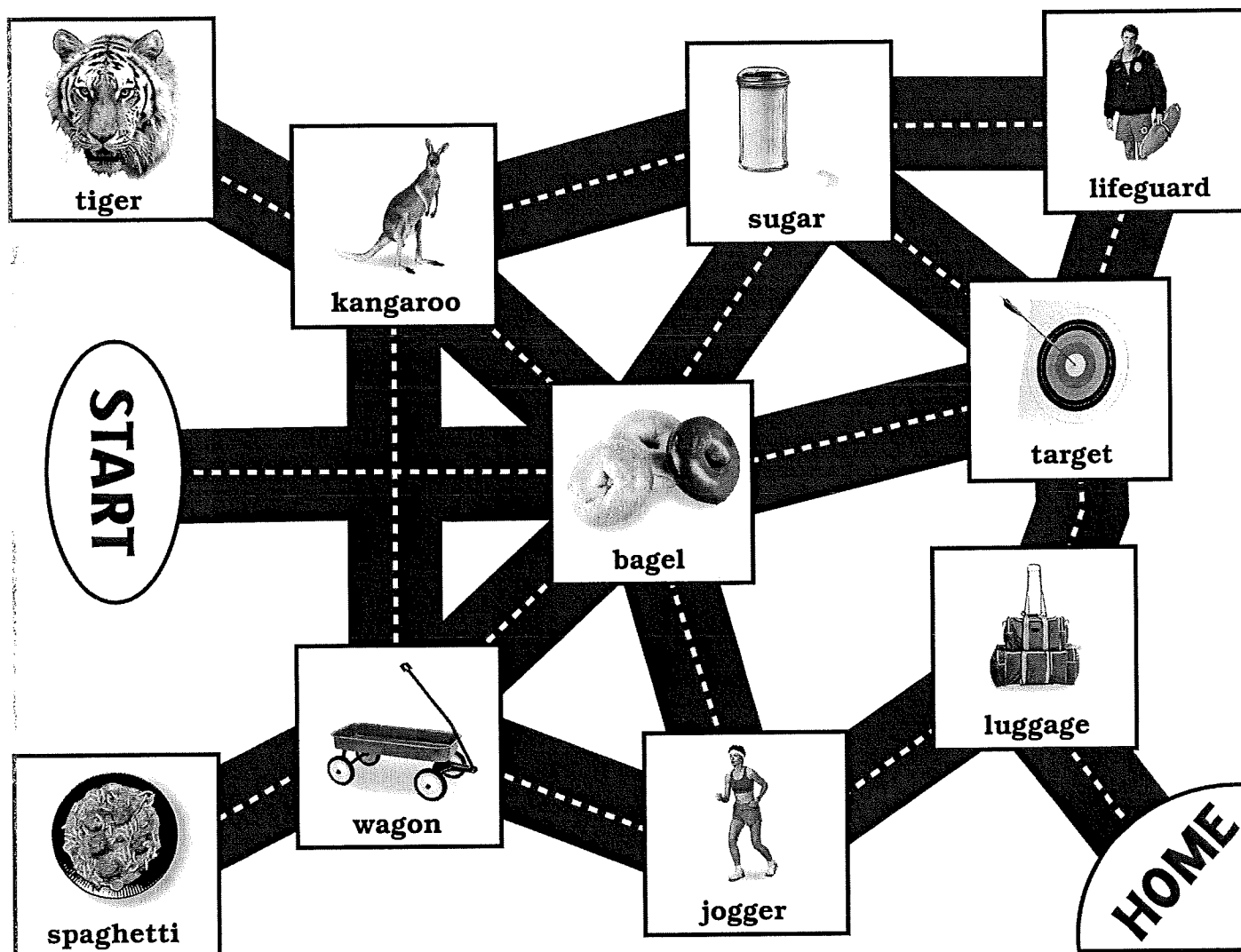
Date _____

Medial G

The Road Not Taken

Directions: Read/say aloud each G photo-word below. Read each clue. Begin at "START" and read the first clue. This will tell you which way to go. Read the next clue and continue until you reach "HOME." As you find your way home, follow the directions checked (✓) below.

- Word:** Say each G photo-word using your good G sound.
- Phrase:** Say each G photo-word in the phrase "found ___."
- Sentence:** Say each G photo-word in the sentence "I found the ___."



Clues:

1. I am fun to ride in or pull.
2. I am bread with a hole in the middle.
3. I am sweet.
4. I work at the pool.
5. I have a bullseye.
6. I am also called a suitcase.

Name _____

Homework Helper _____











Date _____

Medial G

G Puzzle Crossover

Directions: Read/say aloud each G photo-word. As you draw a line from each photo-word to the word on the right that goes with it, follow the directions checked (✓) below.

- Word:** Say each G photo-word using your good G sound.
- Phrase:** Say each G photo-word in the phrase “___ puzzle.”
- Sentence:** Say each G photo-word in the sentence “I matched the ___ puzzle.”



Name _____

Homework Helper _____

Date _____

Medial G

4-in-1 for Final G

Directions: Read/say aloud each G photo-word below. Then, play one of the suggested games. As you take each turn, follow the directions checked (✓) below.

- Word:** Say each G photo-word using your good G sound.
- Phrase:** Say each G photo-word in the phrase "a ___ card."
- Sentence:** Say each G photo-word in the sentence "I have a ___ card."










Tic-Tac-Toe - Players mark G photo-words with **X**'s and **O**'s. Three in a row wins!

Lotto - Helper calls out G photo-words and player(s) cover(s) them with tokens/chips.

Cards - Cut out the G photo-words. Use photos as flashcards.

Memory - Make an extra copy, cut out photos, and play matching/memory games.

✂

| | | |
|--|---|---|
|  leg |  frog |  hot dog |
|  dog |  ladybug |  bag |
|  plug |  flag |  rug |

Name _____

Homework Helper _____



Date _____

Final G

Spot the Ladybug

Directions: Read/say aloud each G photo-word below. Cut out each spot. As you glue/tape or place each spot on the ladybug, follow the directions checked (✓) below.

- Word:** Say each G photo-word using your good G sound.
- Phrase:** Say each G photo-word in the phrase “___ on the ladybug.”
- Sentence:** Say each G photo-word in the sentence “Place a ___ on the ladybug.”



Name _____

Homework Helper _____

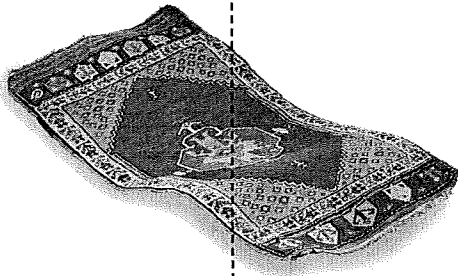


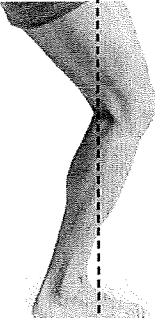


Date _____

Final G

Match the Half

Directions: Read/say aloud each G photo-word below. Cut out each photo-word and cut in half. Then, shuffle the photo-word halves and place them face down in a pile. As you draw a card and search for its other half, follow the directions checked (✓) below.

- Word:** Say each G photo-word using your good G sound.
- Phrase:** Say each G photo-word in the phrase “___ half.”
- Sentence:** Say each G photo-word in the sentence “I matched the ___.”

| | |
|--|--|
|  rug |  ladybug |
|  dog |  leg |
|  frog |  bag |

Name _____

Homework Helper _____

Date _____

Final G

G Trace Time


Directions: Read/say aloud each G photo-word below. Then, next to each photo-word trace the spelling of the word. As you write, follow the directions checked (✓) below.


Word: Say each G photo-word using your good G sound.


Phrase: Say each G photo-word in the phrase “__ trace.”


Sentence: Say each G photo-word in the sentence “I traced the word __.”


1.  flag


5.  dog


2.  plug

6.  rug

3.  bag

7.  frog

4.  leg

8.  ladybug

Name _____

Homework Helper

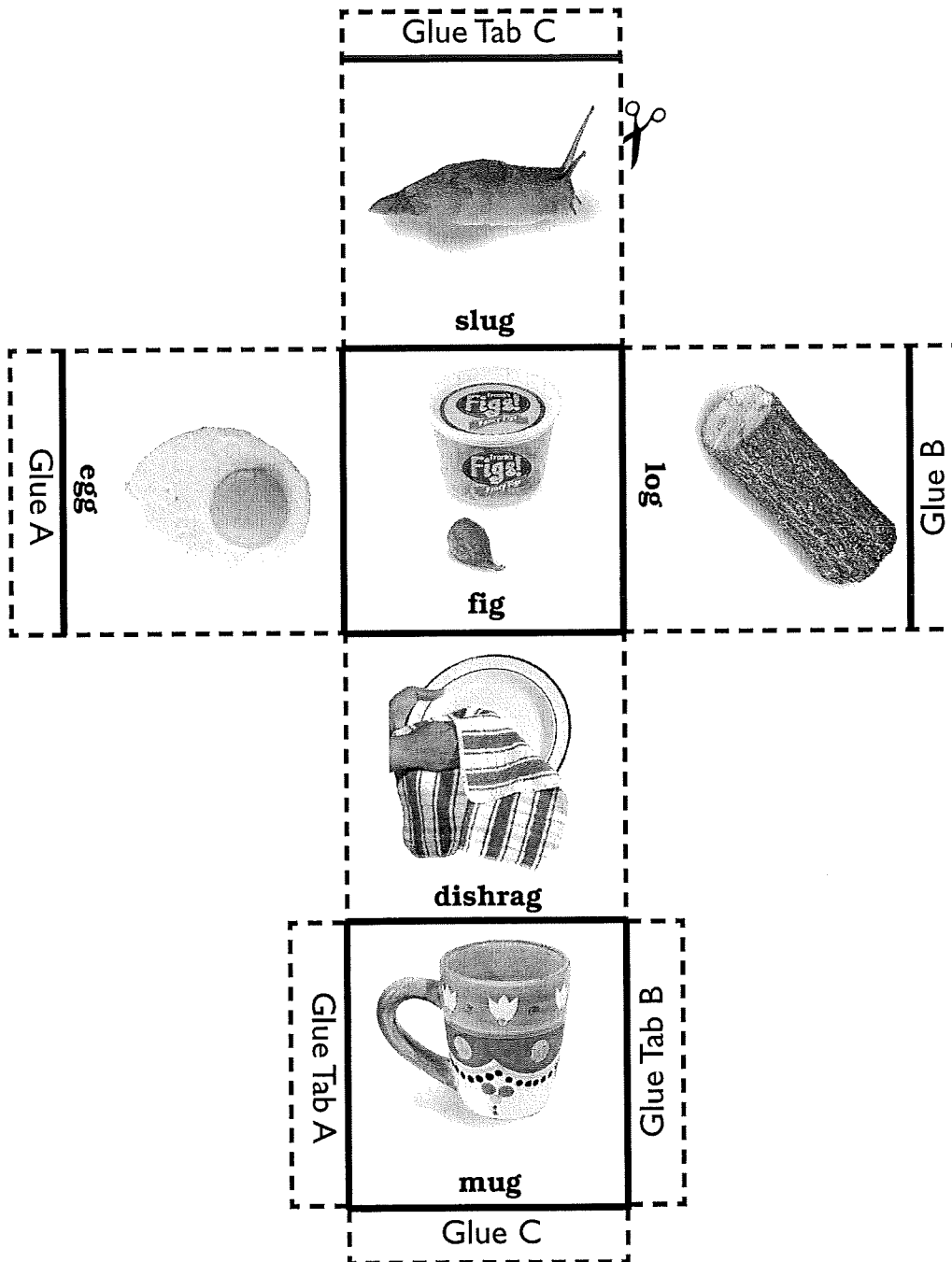
Date _____

Final G

Toss the G Cube

Directions: Read/say aloud each G photo-word below. Assemble the cube: Glue onto construction paper if desired. Cut along the dotted lines. Fold on solid lines and glue. To play, toss the cube. As it lands with a photo-word face up, follow the directions checked (✓) below.

- Word:** Say each G photo-word using your good G sound.
- Phrase:** Say each G photo-word in the phrase “___ side.”
- Sentence:** Say each G photo-word in the sentence “It landed on ___.”



Name _____

Homework Helper _____



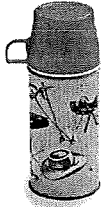











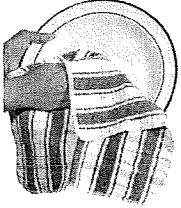





Date _____

Final G

G Photo Search

Directions: Read/say aloud each G photo-word below. As you find and circle each photo-word that has your final G sound, follow the directions checked (✓) below.

- Word:** Say each G photo-word using your good G sound.
- Phrase:** Say each G photo-word in the phrase "find _____."
- Sentence:** Say each G photo-word in the sentence "I found the _____."

| | | | | |
|---|---|---|---|---|
|  |  |  |  |  |
| bicycle | sleeping bag | thermos | slug | briefcase |
|  |  |  |  |  |
| fig | mug | bed | pizza | thief |
|  |  |  |  |  |
| tag | egg | cell phone | chalk | dishrag |
|  |  |  |  |  |
| chocolate | baseball | pig | lock | log |

Word Bank

slug egg fig log dishrag tag pig mug sleeping bag

Name _____

Homework Helper _____

Date _____

Final G







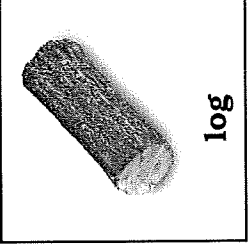
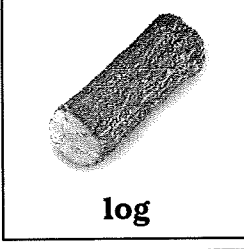
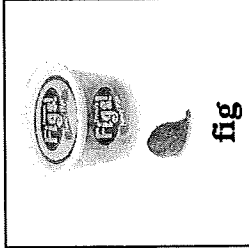
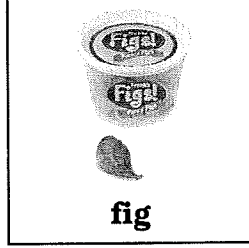

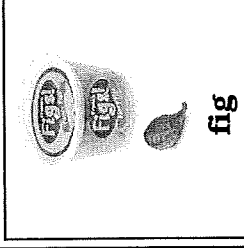

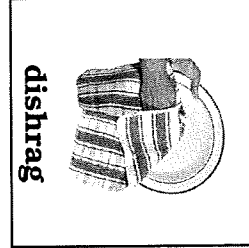

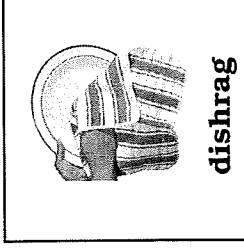




Which Way Is It?

Directions: Read/say aloud each G photo-word below. Then, match the photo-word that is in the same position. As you circle the matching word on each line, follow the directions checked (✓) below.

Word: Say each G photo-word using your good G sound.

Phrase: Say each G photo-word in the phrase "look for _____."

Sentence: Say each G photo-word in the sentence "This _____ is the same as this one."

| | | | | |
|----|---|---|--|---|
| 1. |  |  |  |  |
| 2. |  |  |  |  |
| 3. |  |  |  |  |
| 4. |  |  |  |  |
| 5. |  |  |  |  |

Name _____

Homework Helper








Date _____

Final G

Pig Pile

Directions: Read/say aloud each G photo-word. Then, cut out the pigs, and place them face down. As you flip over a pig, follow the directions checked (✓) below and place the pig in a "pig pile."

- Word:** Say each G photo-word using your good G sound.
- Phrase:** Say each G photo-word in the phrase " ____ pig."
- Sentence:** Say each G photo-word in the sentence "I put a/an ____ pig in a pile."



Name _____

Homework Helper _____

Date _____

Final G

G-Surprise


Directions: Read/say aloud each G photo-word below. Then, close your eyes. Point to the page and open your eyes. Tell about the picture you picked using your good G sound!



gorilla



gold



golfer




ghost



girl




gift



guitar



gardener



gum

Name _____

Homework Helper _____


Date _____

**Initial G
Carryover**


Silly WH-Questions

Directions: Read/say aloud each G photo-word below. Then, cut out the pictures. Place them face down. Choose a picture and glue/tape or place it at the end of a question. Then, answer each question using your good G sound.

1. What did the




say to the




?

2. When did the




find the




?

3. Where is the




and the




?

4. Why did the




have a




?

5. Why did the



play the



?



gardener

gift

garbage can

guitar

ghost

Name _____

Homework Helper _____

Date _____

**Initial G
Carryover**

G Same and Different

Directions: Read/say aloud each G photo-word below. Then, tell how the words in the word pairs below are the same and how they are different. Use your good G sound!

1.



spaghetti



hamburger

2.



lifeguard




jogger

3.



kangaroo



tiger

Name _____

Homework Helper _____

Date _____


**Medial G
Carryover**

G Conversation Strips

Directions: Read/say aloud each G photo-word below. Then, cut apart the strips and place them face down. Choose a strip and talk about each one, using at least five (5) sentences in your answer. For more G fun, choose another strip.



You found the biggest



(merry-go-round) in the world. Tell me about it.

Tell me about Maggie, the



(kangaroo), that lives in your house.

Tell me about the



(tiger) at the circus.

You find a



(piggy bank) that always has money in it. What do you do?

How would you make a



(hamburger)?

Name _____







Homework Helper _____

Date _____

**Medial G
Carryover**

Silly G Story

Directions: Read/say aloud the story below. Then, cut out the books. Shuffle and place them face down. Put the story in order by page number. Then, tell the story, using your good G sound.



Name _____


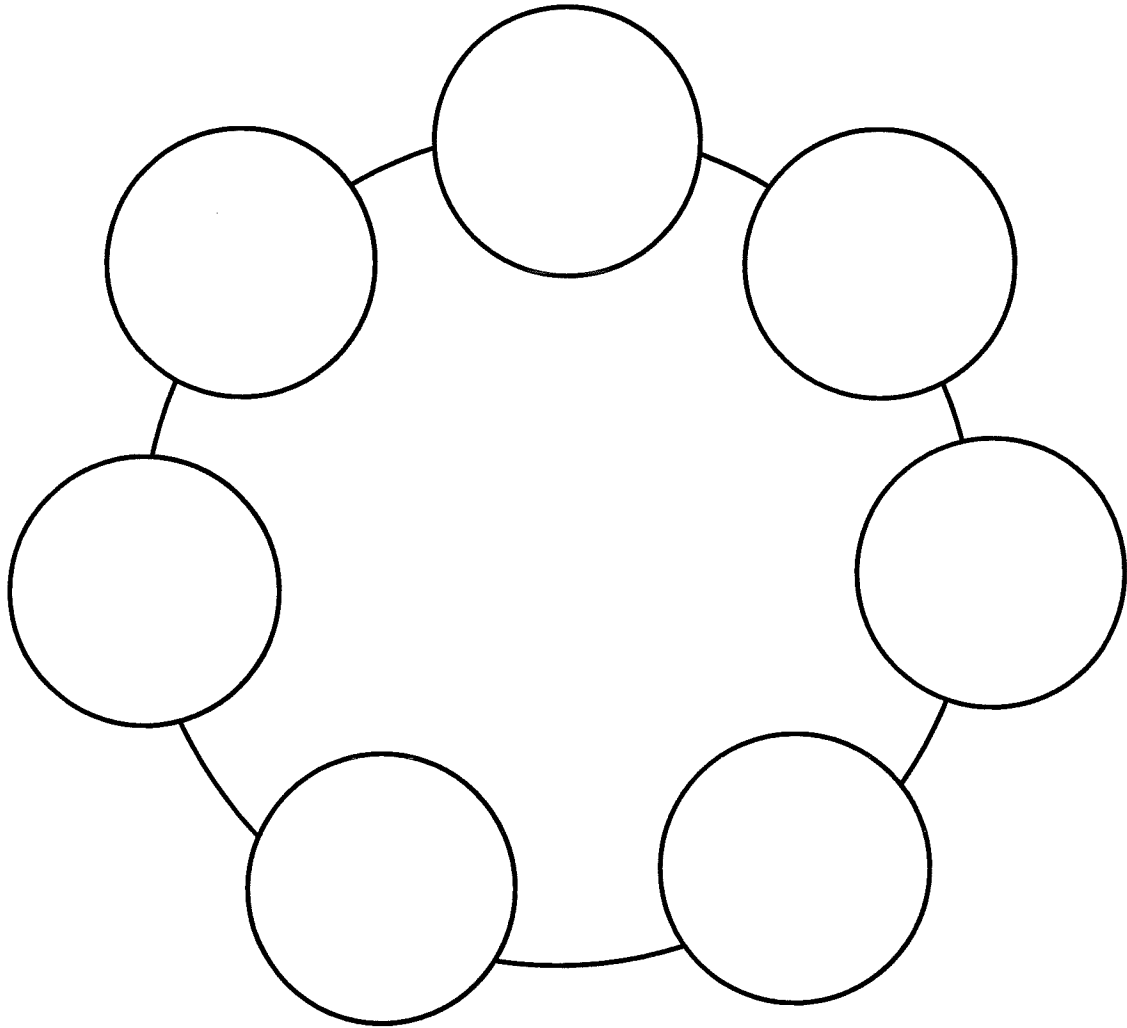
Homework Helper _____

Date _____

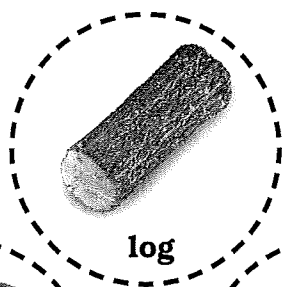
Final G Carryover

G Story Loop


Directions: Read/say aloud each G photo-word below. Cut out the circles. Glue/tape or place any circles you wish on the story loop. Then, go around the loop and tell a story, using these G words. When you are done, mix up the words and tell another story!



frog




log



pig



mug



flag



hot dog



sleeping bag

Name _____

Homework Helper _____

Date _____

**Final G
Carryover**