

Final CH Words One and Two Syllables

Instructions _____

- | | | | | | |
|------------|----------------------|-------------|----------------------|------------------|----------------------|
| 1. batch | <input type="text"/> | 21. French | <input type="text"/> | 41. screech | <input type="text"/> |
| 2. beach | <input type="text"/> | 22. grouch | <input type="text"/> | 42. sketch | <input type="text"/> |
| 3. bench | <input type="text"/> | 23. hatch | <input type="text"/> | 43. speech | <input type="text"/> |
| 4. birch | <input type="text"/> | 24. itch | <input type="text"/> | 44. stitch | <input type="text"/> |
| 5. bleach | <input type="text"/> | 25. leech | <input type="text"/> | 45. such | <input type="text"/> |
| 6. branch | <input type="text"/> | 26. lunch | <input type="text"/> | 46. teach | <input type="text"/> |
| 7. breach | <input type="text"/> | 27. march | <input type="text"/> | 47. torch | <input type="text"/> |
| 8. broach | <input type="text"/> | 28. match | <input type="text"/> | 48. touch | <input type="text"/> |
| 9. brunch | <input type="text"/> | 29. Mitch | <input type="text"/> | 49. watch | <input type="text"/> |
| 10. bunch | <input type="text"/> | 30. munch | <input type="text"/> | 50. which | <input type="text"/> |
| 11. catch | <input type="text"/> | 31. ouch | <input type="text"/> | 51. witch | <input type="text"/> |
| 12. clench | <input type="text"/> | 32. patch | <input type="text"/> | 52. wrench | <input type="text"/> |
| 13. clutch | <input type="text"/> | 33. peach | <input type="text"/> | 53. cockroach | <input type="text"/> |
| 14. coach | <input type="text"/> | 34. pitch | <input type="text"/> | 54. cross stitch | <input type="text"/> |
| 15. couch | <input type="text"/> | 35. pooch | <input type="text"/> | 55. dispatch | <input type="text"/> |
| 16. crunch | <input type="text"/> | 36. pouch | <input type="text"/> | 56. door latch | <input type="text"/> |
| 17. crutch | <input type="text"/> | 37. punch | <input type="text"/> | 57. hopscotch | <input type="text"/> |
| 18. ditch | <input type="text"/> | 38. ranch | <input type="text"/> | 58. ostrich | <input type="text"/> |
| 19. each | <input type="text"/> | 39. roach | <input type="text"/> | 59. sandwich | <input type="text"/> |
| 20. fetch | <input type="text"/> | 40. scratch | <input type="text"/> | 60. unlatch | <input type="text"/> |

© 1993, Super Dupere School Co.


Name _____ Date _____

Helper's Signature _____

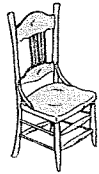
Skill: Final CH in words, one and two syllables



Picture Cards



chain



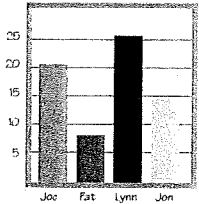
chair



chalk




change



chart



chase




chat




cheat



check



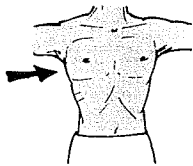
cheek



cheese



chess



chest



chew




chick



child



chin



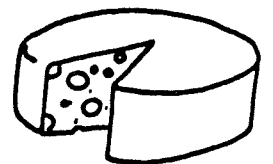








chips




choke



choose





Initial CH Words Two or More Syllables

Instructions _____

- | | | | | | |
|-----------------|----------------------|----------------|----------------------|------------------|----------------------|
| 1. cello | <input type="text"/> | 21. cheesecake | <input type="text"/> | 41. chummy | <input type="text"/> |
| 2. Chadwick | <input type="text"/> | 22. cheetah | <input type="text"/> | 42. chafing dish | <input type="text"/> |
| 3. chairman | <input type="text"/> | 23. cherry | <input type="text"/> | 43. champion | <input type="text"/> |
| 4. chalice | <input type="text"/> | 24. cherub | <input type="text"/> | 44. channel bass | <input type="text"/> |
| 5. challenge | <input type="text"/> | 25. chessboard | <input type="text"/> | 45. chariot | <input type="text"/> |
| 6. chamber | <input type="text"/> | 26. chessman | <input type="text"/> | 46. charity | <input type="text"/> |
| 7. Chandler | <input type="text"/> | 27. Chester | <input type="text"/> | 47. checkerboard | <input type="text"/> |
| 8. changing | <input type="text"/> | 28. chestnut | <input type="text"/> | 48. cheerleader | <input type="text"/> |
| 9. channel | <input type="text"/> | 29. chicken | <input type="text"/> | 49. cheeseburger | <input type="text"/> |
| 10. chapel | <input type="text"/> | 30. children | <input type="text"/> | 50. cherry pie | <input type="text"/> |
| 11. chaplain | <input type="text"/> | 31. chilly | <input type="text"/> | 51. chewing gum | <input type="text"/> |
| 12. chapter | <input type="text"/> | 32. chimney | <input type="text"/> | 52. chickadee | <input type="text"/> |
| 13. charcoal | <input type="text"/> | 33. China | <input type="text"/> | 53. chickenpox | <input type="text"/> |
| 14. charge card | <input type="text"/> | 34. Chinese | <input type="text"/> | 54. chihuahua | <input type="text"/> |
| 15. cheaper | <input type="text"/> | 35. chipmunk | <input type="text"/> | 55. chili beans | <input type="text"/> |
| 16. checkbook | <input type="text"/> | 36. chisel | <input type="text"/> | 56. chimpanzee | <input type="text"/> |
| 17. checkers | <input type="text"/> | 37. choppy | <input type="text"/> | 57. chocolate | <input type="text"/> |
| 18. checkup | <input type="text"/> | 38. chopsticks | <input type="text"/> | 58. chop suey | <input type="text"/> |
| 19. cheerful | <input type="text"/> | 39. chubby | <input type="text"/> | 59. chuck wagon | <input type="text"/> |
| 20. cheery | <input type="text"/> | 40. chuckle | <input type="text"/> | 60. chutney | <input type="text"/> |

© 1993, Super Dupere School Co.

Name _____ Date _____

Helper's Signature _____

Skill: Initial CH in words, two or more syllables



Medial CH Words Two Syllables

Instructions _____

- | | | | | | |
|----------------|----------------------|----------------|----------------------|---------------|----------------------|
| 1. achieve | <input type="text"/> | 21. hitchhike | <input type="text"/> | 41. poncho | <input type="text"/> |
| 2. Archie | <input type="text"/> | 22. inches | <input type="text"/> | 42. posture | <input type="text"/> |
| 3. armchair | <input type="text"/> | 23. inchworm | <input type="text"/> | 43. punching | <input type="text"/> |
| 4. beachball | <input type="text"/> | 24. ketchup | <input type="text"/> | 44. question | <input type="text"/> |
| 5. benches | <input type="text"/> | 25. key chain | <input type="text"/> | 45. Rachel | <input type="text"/> |
| 6. bleacher | <input type="text"/> | 26. kitchen | <input type="text"/> | 46. rancher | <input type="text"/> |
| 7. butcher | <input type="text"/> | 27. lunch box | <input type="text"/> | 47. Richard | <input type="text"/> |
| 8. catcher | <input type="text"/> | 28. lunch room | <input type="text"/> | 48. roaches | <input type="text"/> |
| 9. catching | <input type="text"/> | 29. marching | <input type="text"/> | 49. satchel | <input type="text"/> |
| 10. creature | <input type="text"/> | 30. matches | <input type="text"/> | 50. statue | <input type="text"/> |
| 11. crutches | <input type="text"/> | 31. mischief | <input type="text"/> | 51. stitches | <input type="text"/> |
| 12. dentures | <input type="text"/> | 32. Mitchell | <input type="text"/> | 52. stretcher | <input type="text"/> |
| 13. feature | <input type="text"/> | 33. munching | <input type="text"/> | 53. teacher | <input type="text"/> |
| 14. fire chief | <input type="text"/> | 34. Pancho | <input type="text"/> | 54. Thatcher | <input type="text"/> |
| 15. fixture | <input type="text"/> | 35. pasture | <input type="text"/> | 55. touchdown | <input type="text"/> |
| 16. fracture | <input type="text"/> | 36. patches | <input type="text"/> | 56. vulture | <input type="text"/> |
| 17. grandchild | <input type="text"/> | 37. peaches | <input type="text"/> | 57. watchdog | <input type="text"/> |
| 18. hatchet | <input type="text"/> | 38. picture | <input type="text"/> | 58. watching | <input type="text"/> |
| 19. hatching | <input type="text"/> | 39. pitcher | <input type="text"/> | 59. Winchell | <input type="text"/> |
| 20. highchair | <input type="text"/> | 40. pitchfork | <input type="text"/> | 60. woodchuck | <input type="text"/> |

© 1993, Super Dupers School Co.

Name _____ Date _____

Helper's Signature _____

Skill: Medial CH in words, two syllables

Chutney Chicken

Initial CH

Therapist names each picture. Therapist/student points. Vocabulary: chain, chair, check mark, checkers, cheese, cherries, chest, chicken, chimpanzee, chipmunk.


Activities

1. Therapist asks: Does Chutney Chicken want the: (names each pictured vocabulary word)? This may be used as a listening activity or as an expressive task with the student.
2. Add a word from your maze to each category:
Strawberries, apples, _____.
A parrot, an eye patch, a _____.
Couch, bench, _____.
Yogurt, ice cream, _____.
Monkey, gorilla, _____.
3. Name something: you could lock your bike up with _____; you might see on your paper if you make a mistake _____; that is a small animal like a squirrel _____; that lays eggs _____; that is a game with red and black squares _____.
4. Phrases and Sentences: Depending on the level of your student, have him/her repeat the word in a phrase or sentence.
 - a. Uncle Charles gave us cheese and crackers for snack.
 - b. Aunt Chelsea keeps old pictures in the chest in the attic.
 - c. Chad stood on a chair to change the light.
 - d. My math paper has a check mark on it.
 - e. Dad made chicken and rice for dinner.
 - f. The chubby chipmunk stored up nuts for the winter.
 - g. Chester wore a charm on a silver chain.
 - h. I love to put cherries on a chocolate sundae.
 - i. At the zoo, we were entertained by a funny chimpanzee.
 - j. When I play the game checkers, I always win.

Homework: Do the items that are checked. Have your homework partner sign and return on _____.

1. _____ Trace over your maze with a different color crayon or marker.
Circle, Say/listen to each: _____ word _____ phrase _____ sentence.
2. _____ Choose _____ words and _____ make up a story or _____ draw a picture.
3. _____ Say these tongue twisters three times:
The chimpanzee chewed the cherries. The chicken and the chipmunk played checkers. Chutney chomped the chewey cheese.
4. _____ What words in your maze rhyme with: rain; berries, bear; rest; please?

Initial CH Words



Find these hidden words


child chin chilly champ cheer
chipmunk check chest checkers chow

Name _____

Speech - Language Pathologist _____

Helper's Signature _____

Initial CH Words



Find these hidden words:

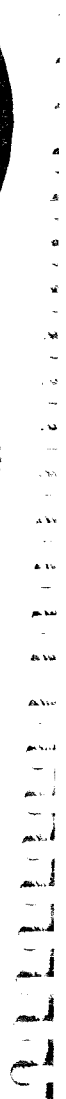
- charm
- chowder
- chuckle
- charming
- cheer
- child
- chopsticks
- chapter
- change
- china

Name _____


Date _____

Speech - Language Pathologist _____

Helper's Signature _____



/ch/ Picture Scene



Target words: chair, chairs, chalk, chalkboard, check, cheery, cheerleaders, cheese, cheery, cheer, cheerleader, chicken, children, chimpanzee, chin, chips, communicate, choose



Sentences

1. Pull the chain.
2. Sit on the chair.
3. Get the chalk.
4. Take a chance.
5. Change your clothes.
6. Look at the chart.
7. Chase the cat.
8. Touch your cheek.
9. Give a cheer.
10. Chew your food.
11. Abby is a child.
12. He got a chill.
13. They heard chimes.
14. I bumped my chin.
15. Eat some chips.
16. A bird can chirp.
17. You have a choice.
18. He started to choke.
19. Do your chores.
20. She chose brown shoes.
21. Kate can play the cello.
22. Write it on the chalkboard.
23. It was a challenge.
24. What is on that channel?
25. Read the chapter.
26. We played checkers.
27. I like cheesecake.
28. The cheetah ran fast.
29. We had chicken for dinner.
30. The children played outside.
31. The smoke went up the chimney.
32. We saw the chipmunk run up the tree.
33. Put the chisel in the toolbox.
34. The water was very choppy.
35. Paige was chosen for the band.
36. It was a challenging race.
37. He is the champion.
38. The horse pulled the chariot.
39. We raised money for charity.
40. We went to Chattanooga, Tennessee.
41. Megan is a chatterbox.
42. The checkerboard was red and black.
43. The team couldn't hear the cheerleaders.
44. We studied the Cherokee Indians.
45. The chickadee is a small bird.
46. Cody got chicken pox.
47. Your Chihuahua is cute.
48. Look at the chimpanzee.
49. What do you know about the Chippewa Indians?
50. I love chocolate.

The Wind-Up & the Pitcher

Medial CH

Therapist names each picture. Therapist/student points. Vocabulary: beachball, catcher, crutches, high chair, ketchup, lunchbox, picture, pitcher, sandwiches, statue

Activities




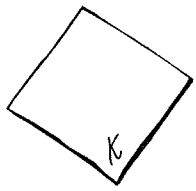
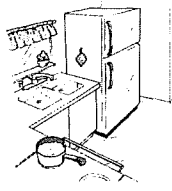


1. Therapist asks: Will the pitcher throw the the ball to the (names each pictured vocabulary word)? This may be used as a listening activity or as an expressive task with the student.
2. How are these alike and different: sandwich and ketchup? A high chair and crutches? A pitcher and a catcher?
Bonus: The same word can be used for each of these sentences:
a. The _____ threw the ball to first base. b. I poured lemonade from the _____
If you said "pitcher" you scored a home run!
3. Why do we use: a beachball? a high chair? ketchup? crutches? a picture frame? a lunch box?
4. Phrases and Sentences: Depending on the level of your student, have him/her repeat the word in a phrase or sentence.
 - a. I saw the Statue of Liberty on my vacation.
 - b. When you go to school, don't forget your lunchbox.
 - c. The pitcher threw a fast ball.
 - d. The girl used crutches because she broke her leg.
 - e. Dad made sandwiches for the game.
 - f. Pour the soda from the pitcher.
 - g. The catcher threw the ball to first base.
 - h. I drew a picture at school of a rainbow.
 - i. We tossed the beachball to our friend.
 - j. My little brother puts lots of ketchup on his hot dog.

.....
Homework: Do the items that are checked. Have your homework partner sign and return on _____.

1. _____ Trace over your maze with a different color crayon or marker.
Circle, Say/listen to each: _____ word _____ phrase _____ sentence.
2. _____ Choose _____ words and _____ make up a story or _____ draw a picture.
3. _____ Use a word from your maze to correct these silly sentences.
 - a. My sister and I had peanut butter and jelly crutches for lunch.
 - b. We brought our peanut butter and jelly sandwiches in a picture frame.
 - c. The statue threw the ball to the batter who struck out.
4. _____ Tongue Twister: The pitcher took a picture of a lemonade pitcher.




Picture Cards

			
benches	bleachers	catcher	creature
			
crutches	furniture	handkerchief	hatchet
			
inches	ketchup	kitchen	matches
			
pitcher	potato chips	Scotch tape	signature
			
statue	teacher	vulture	wheelchair





Chutney Chicken

Initial CH

Use your good "CH" sound to help Chutney the Chicken get through the chain to the cheese. Practice saying these words: chain, chair, check mark, checkers, cheese, cherries, chest, chicken, chimpanzee, chipmunk.



CH

Circle the hidden  (chipmunk),  (chair),  (chain) and  (cherries). Color the picture.



©1991 Super Duper School Company

Name _____

Age _____

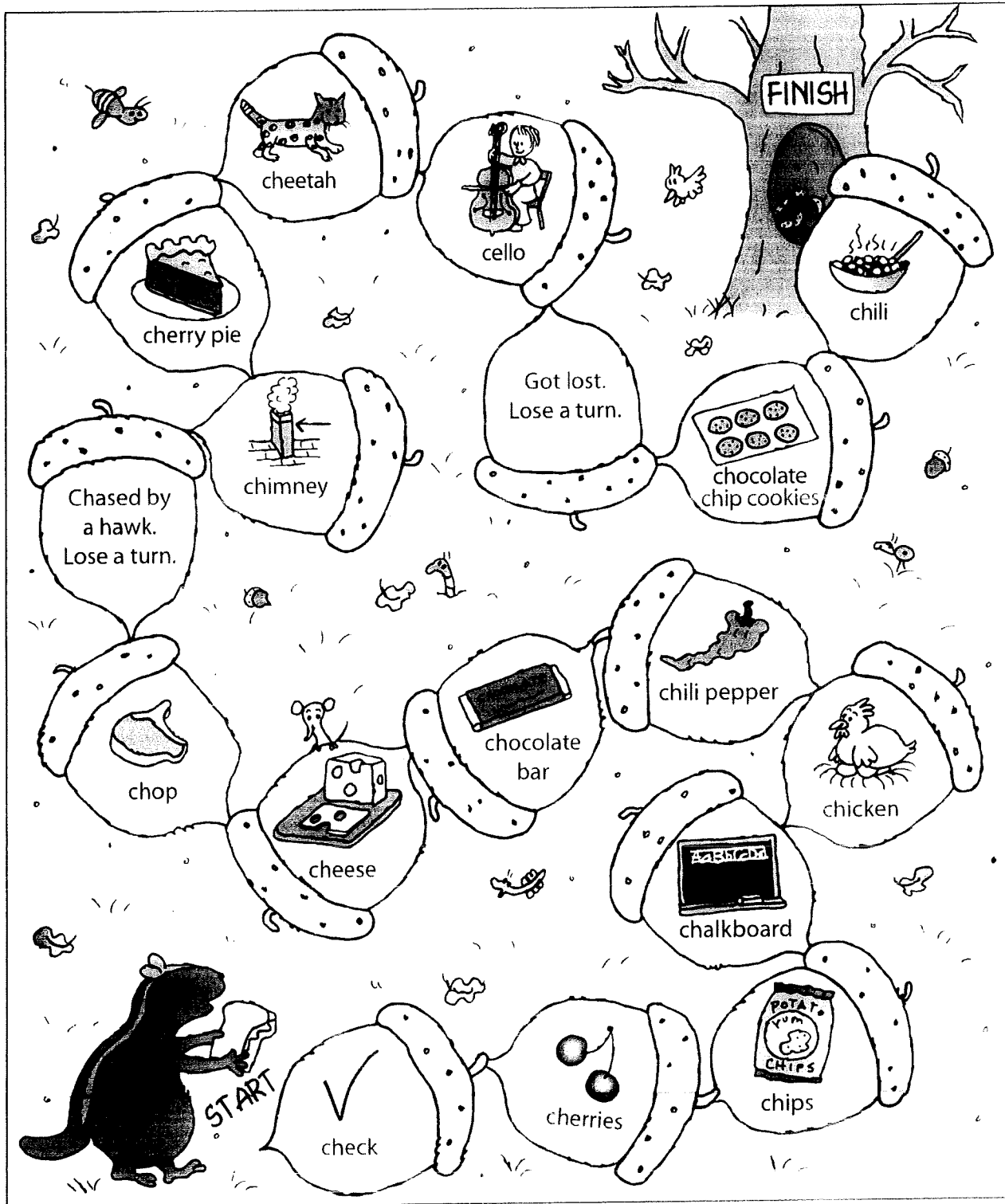
Skill: Initial CH in words

Speech - Language Pathologist _____

Date _____

Time for Lunch!


Use your good /ch/ sound as you help Chester get food for lunch. He's really hungry!



The Wind-up & the Pitcher

Medial CH

Use your good "CH" sound as you help the pitcher throw a fast ball to the catcher. Practice saying these words: beachball, catcher, crutches, high chair, ketchup, lunchbox, picture, pitcher, sandwiches, statue.



CH

Circle the hidden (pitcher), (armchair), (woodchuck), and (satchel). Color the picture.



©1991 Super Duper School Company


Name _____

Teacher's Signature _____

Speech - Language Pathologist _____

Date _____ Skill: Medial CH in words

Medial CH Words




Find these hidden words:

watching adventure ranches nachos teacher
 itches catcher ditches lecture natural

Name _____

Date _____

Medial CH Words



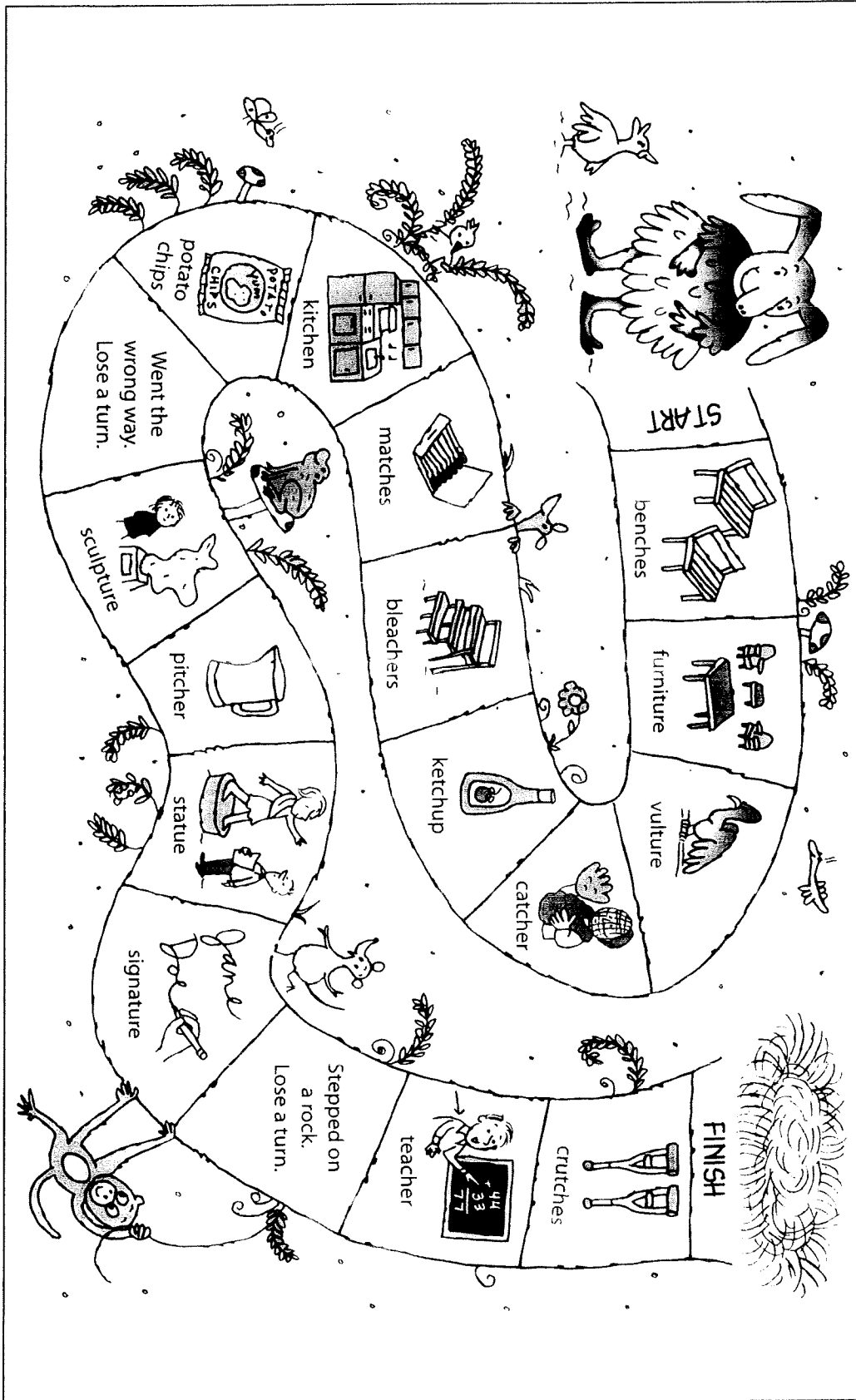
Find these hidden words:

bunches orchard arching matches branches
richer handkerchief touching beaches inches



Creature Feature

Use your good /ch/ sound as you help the creature get to his nest.



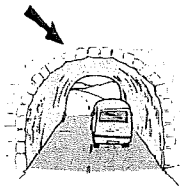


Sentences


1. You can achieve anything you try.
2. There were new benches in the park.
3. Sit on the bleachers.
4. The butcher cut the meat.
5. The little boy tried to capture the toad.
6. Brian was the catcher on his baseball team.
7. The popcorn was crunchy.
8. Hallie needed crutches.
9. We need to exchange the shirt.
10. The main feature was about to start.
11. Lance fractured his wrist.
12. No one knows what will happen in the future.
13. A hatchet is a small ax.
14. The pencil was six inches long.
15. My back was itching like crazy.
16. Put ketchup on your hamburger.
17. Go into the kitchen.
18. They went to a lecture.
19. It was noisy in the lunchroom.
20. The matches got wet.
21. There was moisture on the window.
22. We had nachos for a snack.
23. Our class took a nature walk.
24. The pitcher threw the ball.
25. Good posture is important.
26. The nail punctured a hole in the tire.
27. That's a good question.
28. Fix it with Scotch tape.
29. Tristan made the sculpture out of clay.
30. There is a new statue in the park.
31. I got five stitches in my foot.
32. She was a great teacher.
33. It had a bumpy texture.
34. Max made a touchdown.
35. The vulture landed in the tree.
36. Steven got a new wheelchair.
37. We're going on an adventure.
38. Many Apache Indians live in the southwest.
39. I could hear the congestion in her lungs.
40. Peppermint can help your digestion.
41. Your report must be factual.
42. Let's move the furniture.
43. I don't have a handkerchief.
44. He is very intellectual.
45. She had a miniature poodle.
46. The soap was all natural.
47. We ate all of the potato chips.
48. Put your signature here.
49. What is the temperature outside?
50. My grandma lives in Wichita, Kansas.




Picture Cards




arch




beach




bench



branch




bunch



catch



coach



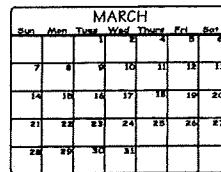
couch



inch



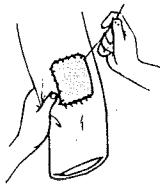
lunch



March




match



patch



peach



porch




speech




stretch



switch



watch



wrench

To Catch a Coach Final CH

Therapist names each picture. Therapist/student points. Vocabulary: bench, branch, coach, couch, March, ostrich, peach, sandwich, watch, wrench.

Activities

1. Therapist asks: Will Cinderella go to the ball in/on a (names each pictured vocabulary word)? This may be used as a listening activity or as an expressive task with the student.
2. How are these alike/different? A peach and a sandwich? a bench and a couch? a watch and March?
3. What would you choose? If you wanted:
 - ...to fix a sink, would you choose a peach or a wrench?
 - ...to know the time, would you choose a watch or an ostrich?
 - ...to sit down at the park, would you choose a bench or a branch?
 - ...to be Cinderella and ride to the ball, would you choose a couch or a coach?
 - ...something to eat, would you choose a sandwich or a watch?
4. Phrases and Sentences: Depending on the level of your student, have him/her repeat the word in a phrase or sentence.

<ul style="list-style-type: none"> a. The bird built his nest <u>on the branch</u>. b. My grandmother <u>made peach pie</u> for Sunday dinner. c. St. Patrick's Day is a special <u>day in March</u>. d. The plumber fixed the toilet <u>using his wrench</u>. e. At the park, we sat <u>on the bench</u> and fed the birds. 	<ul style="list-style-type: none"> f. Blanche got <u>a new watch</u> for her birthday. g. At the zoo, we saw <u>a baby ostrich</u> stretch his tall neck. h. The movers brought <u>our new couch</u> last Saturday. i. <u>My favorite sandwich</u> is grilled cheese. j. Cinderella was driven to the ball <u>in her coach</u>.
---	--

.....
Homework: Do the items that are checked. Have your homework partner sign and return on _____.

1. _____ Trace over your maze with a different color crayon or marker.
 Circle. Say/listen to each: _____ word _____ phrase _____ sentence.
2. _____ Choose _____ words and _____ make up a story or _____ draw a picture.
3. _____ What has: a handle, is metal and a tool? leaves, bark, and is part of a tree?
 legs, cushions, and is soft to sit on? fuzzy skin, a pit, and is good to eat?
4. _____ What are two ways you can use these words: march? coach? watch?

To Catch a Coach

Final CH

Use your good "CH" sound as you help Cinderella get to the ball! Don't forget to leave at the stroke of midnight! Practice saying these words: bench, branch, coach, couch, March, ostrich, peach, sandwich, watch, wrench.



CH

Circle the hidden
(ostrich) and
picture.



(sandwich),
(witch). Color the
picture.



©1991 Super Duper School Company

Name _____

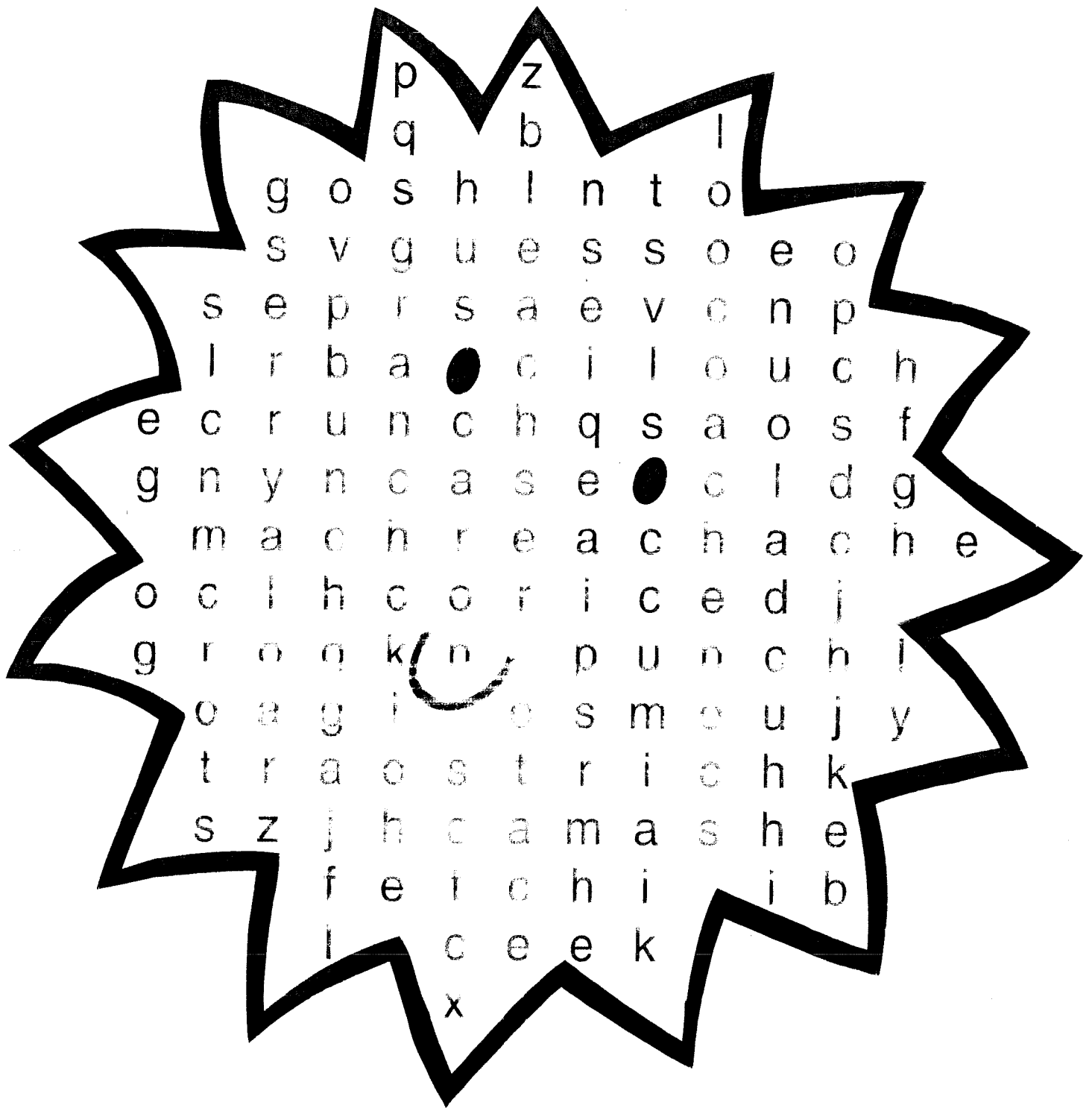
Parent's Signature _____

Speech - Language Pathologist _____

Date _____

CH in words _____

Final CH Words



Find these hidden words:

- punch crunch fetch bleach ranch
 ouch ostrich bunch coach reach


Name _____

Date _____

Speech - Language Pathologist _____

Helper's Signature _____

Final CH Words



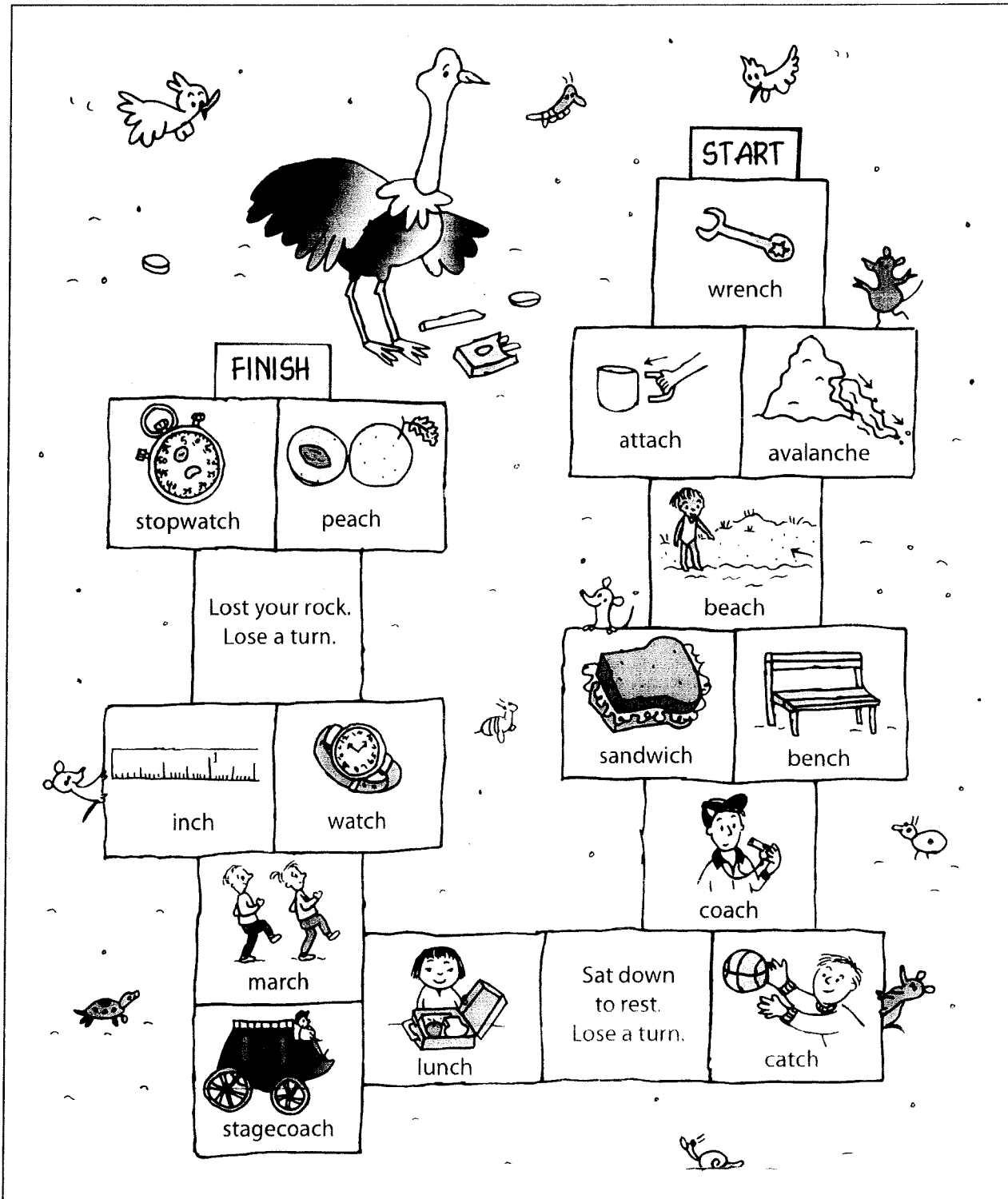
Find these hidden words:

coach punch attach such pouch
 roach couch touch scratch ostrich

Name _____

Hopscotch Anyone?

Have fun playing hopscotch with Ollie as you use your good /ch/ sound.



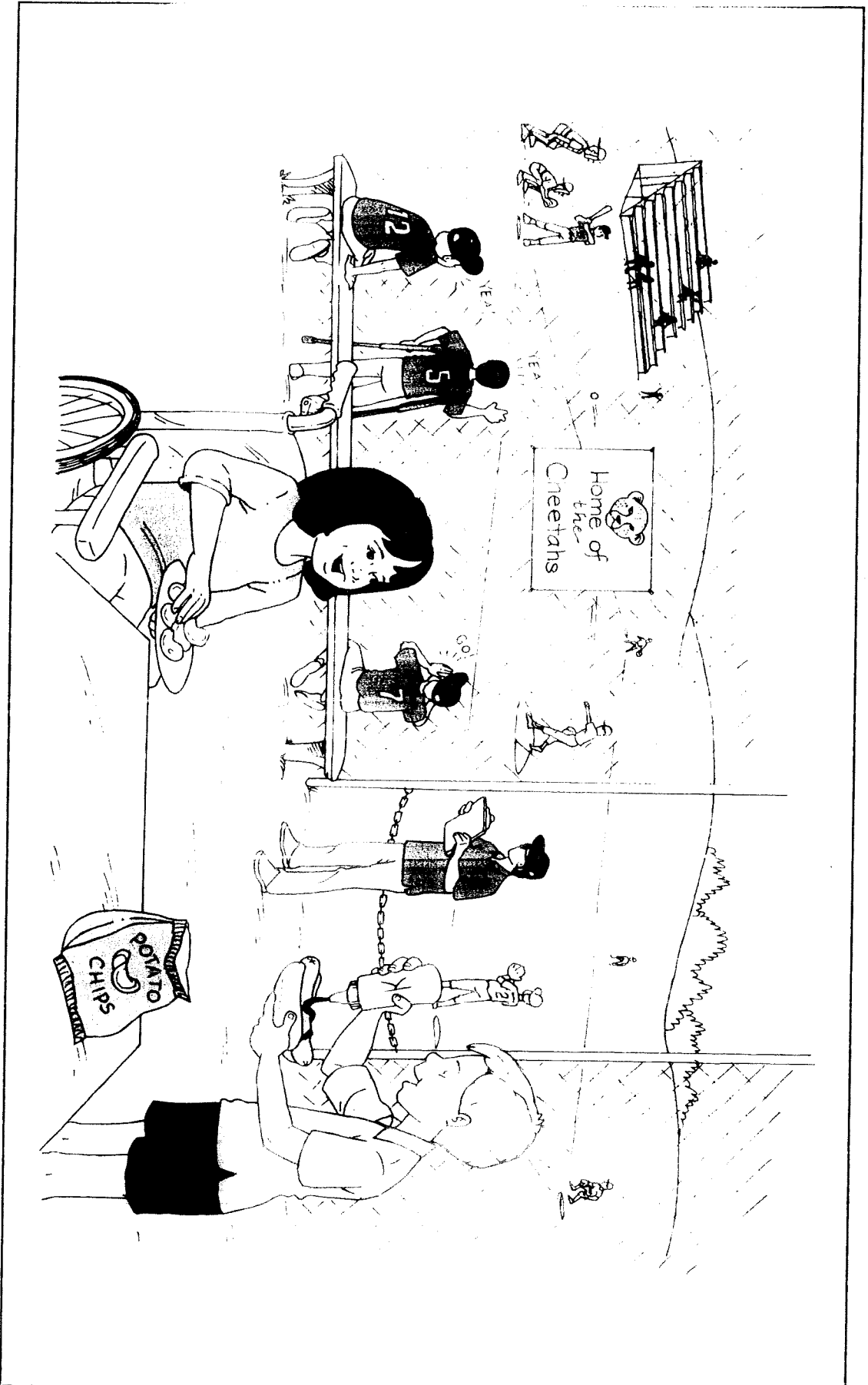


Sentences

1. Go under the arch.
2. We went to the beach.
3. Sit on the bench.
4. The tree branch broke.
5. She had a bunch of flowers.
6. Let's play catch.
7. The coach was late.
8. We each had a cookie.
9. Megan speaks French.
10. We saw the eggs hatch.
11. The sweater made me itch.
12. It's time for lunch.
13. Her birthday was in March.
14. She blew out the match.
15. I ate a peach.
16. There was a patch on his pants.
17. Put it on the porch.
18. The fruit punch was not cold.
19. They lived on a ranch.
20. Sarah couldn't reach it.
21. He had to give a speech.
22. We needed to stretch our legs.
23. Where's the light switch?
24. I can teach you.
25. Don't touch that.
26. My watch broke.
27. Which way do we go?
28. Get me a wrench.
29. You have to approach the dog slowly.
30. Try to attach it to the rope.
31. We saw a cockroach.
32. Books can enrich your life.
33. The goldfinch flew to the tree.
34. The girls played hopscotch.
35. An ostrich can run fast.
36. The outreach program helped many families.
37. Carrie is making a sandwich.
38. I grew spinach in my garden.
39. The stagecoach broke down.
40. He held the stopwatch.
41. Please unlatch the gate.
42. Put it on my workbench.
43. There was an avalanche.
44. I love the taste of butterscotch.
45. Hand me the crescent wrench, please.
46. Mr. Williams was a great football coach.
47. You can mix-and-match the clothes.
48. We went to Myrtle Beach last year.
49. My grandfather has a pocket watch.
50. It's time for the seventh-inning stretch.

ch

Picture Scene



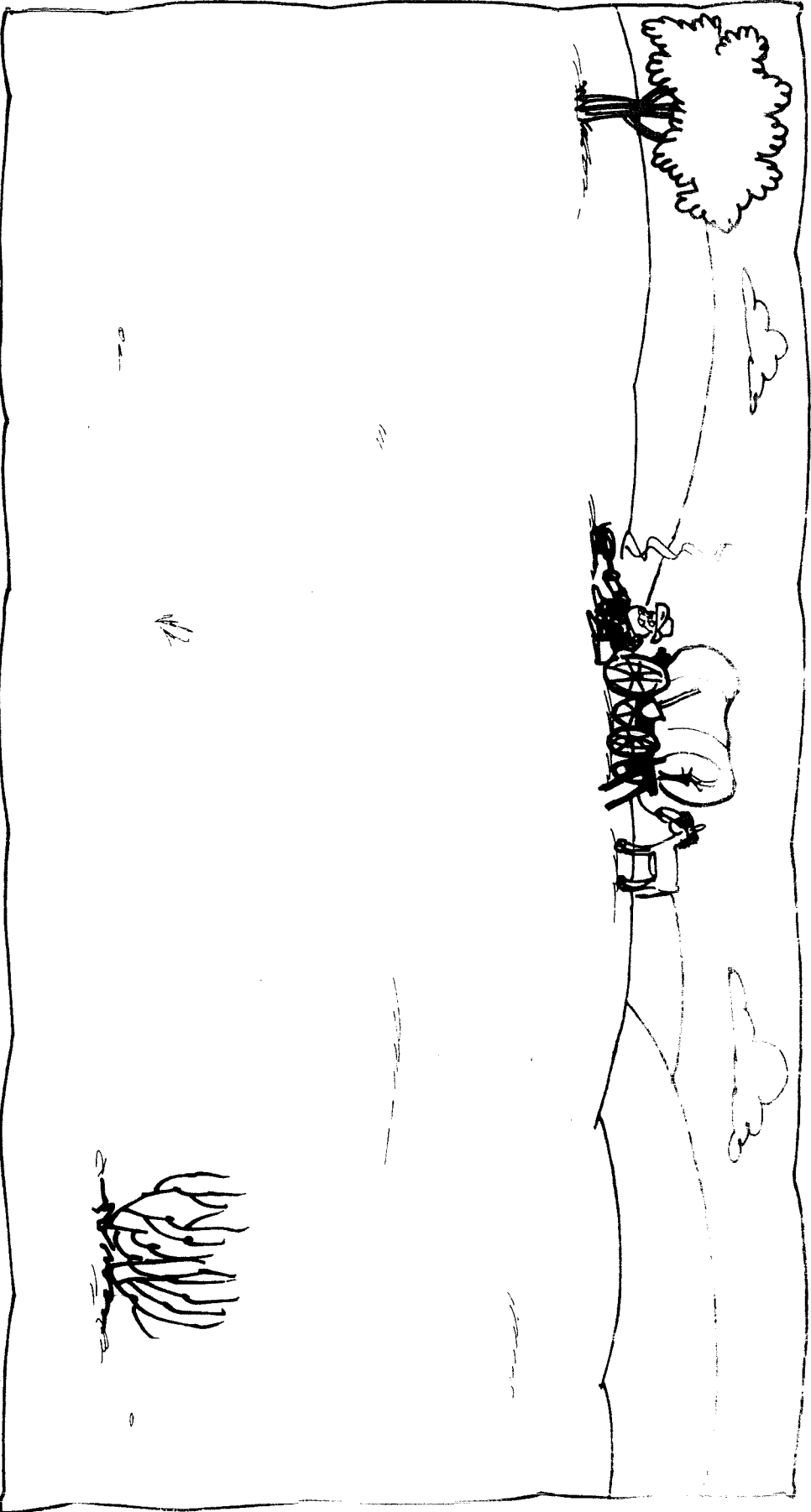
Target words:

- bench, bleachers, catcher, chain, chat, cheer(ing), cheetahs, children, chin, coach, crutches, ketchup, lunch, pitcher, potato chips, wheelchair

Chuckwagon Cheer

Name _____

Glue on the pictures from *CH Squares* on pages 173 and 174 to make this scene silly. Then, name each picture using your good ch sound.













CH Squares

Name _____

Name each picture using your good **ch** sound. Then, cut apart the pictures to use with *Chuckwagon Cheer* on page 172 and *Treasure Chest* on page 175.

Initial

 charm bracelet	 chair	 chest	 chicken	 children
 chimney	 chipmunk	 cheese	 chocolate chip cookies	 chocolate ice cream

Medial






 beach ball	 benches	 ketchup	 kitchen	 pitcher
---	--	--	---	--

CH Squares, continued









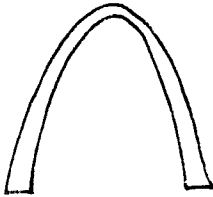

Name _____

Name each picture using your good **ch** sound. Then, cut apart the pictures to use with *Chuckwagon Cheer* on page 170 and *Treasure Chest* on page 175.

Medial, continued

 pitchfork	 statue	 crutches	 patches	 sandwiches
--	---	---	---	---

Final


 branch	 couch	 peach	 watch	 bench
 ostrich	 beach	 March	 arch	 coach

Treasure Chest

Name _____

Cut out the treasure chest and glue it to the outside of a folder. The dotted lines are for cutting. The dashed lines are for making an opening into the folder. Staple the folder closed along the top edge and part way up the open side.

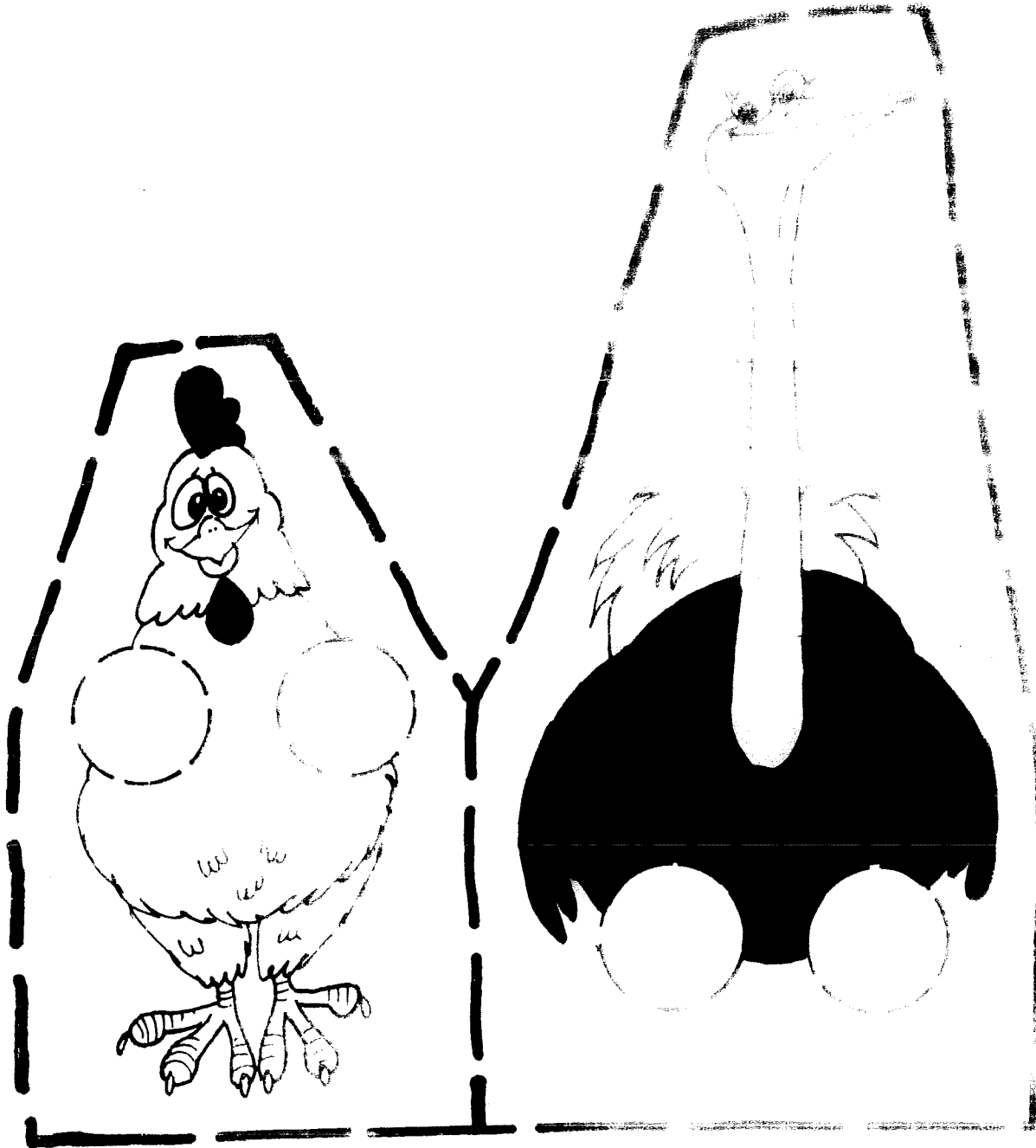
Use the picture cards from *CH Squares* on pages 173 and 174 to put in the treasure chest.



Birdy Time

Cut out the chicken and the ostrich. Then, cut out the holes in the paper to make the chicken and the ostrich.






Have fun with your birds and practice your good ch.



Build-A-Cone

Name _____

Color and cut out the frozen yogurt scoops. Next, draw a cone on another sheet of paper. Make a yummy frozen yogurt cone by gluing on the flavors you like. Don't forget to use your good **ch** sound.



Charley Chicken's Kitchen

Name _____


How many chickens are in the picture? Use your good ch sound when you say each one.



Piles of Fun!

Name _____

Helper _____



To Do:


- Say each word twice
- Use each word in a sentence. Use good speech!
- Bonus:** Name two things you can do with leaves.



Star Speech

Name _____

Helper _____



To Do:

Say each word three times.

Use each word in a sentence.



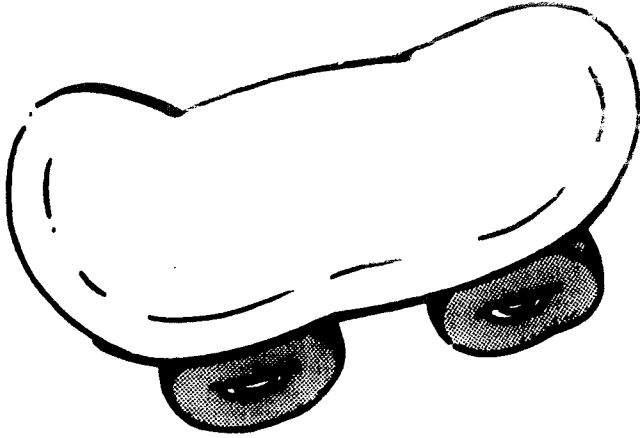
Bonus: Tell your helper about a good dream you had. Use great speech!

Skateboards

Name _____

Helper _____

Write your cat's name on his skateboard. Next, write words or draw pictures of words with your speech sound on each skateboard.



To Do:

- Say each word in the skateboard three times.
 - Use each word in a sentence.
- Write words with your speech sound on each skateboard.