

Expanding Expression Tool (EET)

General Descriptions



GREEN - GROUP

What group does it belong to?

BLUE - DO

What do you do with it?
What does it do?

**WHAT DOES IT
LOOK LIKE?**

What size, shape,
and color is it?

**WHAT IS IT
MADE OF?**

What is it made of
or come from?

PINK - PARTS

What are its parts?
What parts go with it?

WHITE - WHERE

Where do you find it?
Where would you use/see it?

**WHAT ELSE
DO I KNOW?**

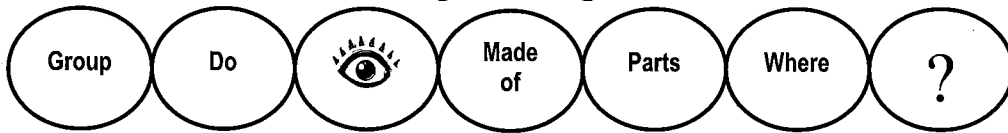
Prior knowledge
Fun facts

Task: Description web

Name: _____

Date: _____

Putting it all together



Directions: Cut out an object from the following page and paste it below.
Complete the description web.

The diagram consists of a central circle labeled "paste picture here". Six rectangular boxes are connected to the central circle by lines. Each box contains a title and several horizontal lines for writing:

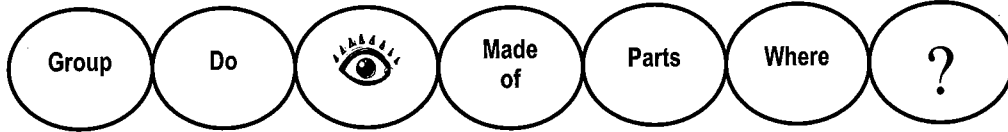
- Green-Group**: 7 lines
- Blue-Do**: 7 lines
- What does it look like?**: 7 lines
- What else do I know?**: 7 lines
- What is it made of?**: 7 lines
- White-Where**: 7 lines
- Pink-Parts**: 7 lines

Task: Notes for report/oral presentation

Name: _____

Date: _____


Putting it all together



Directions: Take notes in the sections below and use this chart to help you organize your written report or oral presentation. (Collect additional information by using resources).

Group

Do



Made of

Parts

Where

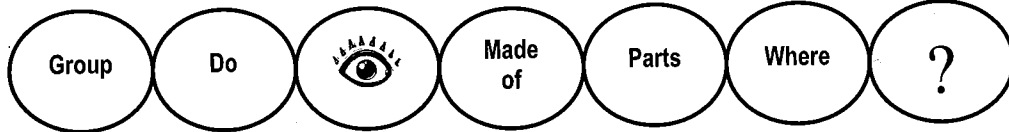
?

Task: Sentence completion/Cloze task

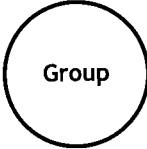
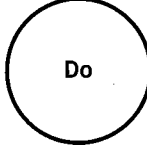
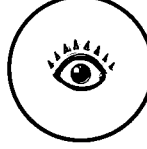
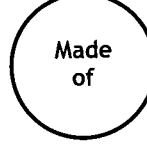
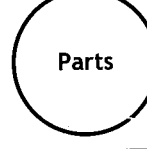


Name: _____

Date: _____

Putting it all together



Directions: Circle one of the objects below. Use the sentence starters to describe the object.

	cup	hairbrush	desk	car
	It is in the _____.			
	You use it to _____.			
	It looks _____.			
	It is made of _____.			
	It has _____.			
	You can find them _____.			
	_____ _____			